



# **MONKEY**

## **(Z125M/Z125MA)**

Z125M<sub>N</sub>  
Z125MA<sub>N</sub>

# **PARTS CATALOG**

# **1**

## DAFTAR ISI

---

**PETUNJUK PEMAKAIAN**

**1**

---

**KELOMPOK MESIN**

**2**

---

**KELOMPOK RANGKA**

**3**

---

**INDEKS NOMOR PART**

**4**

---

**INDEKS NAMA PART**

**5**

---



## Instruksi penggunaan parts catalog

- **Parts catalog ini telah dibuat pertanggal 1 Mei 2021.**
  - Setelah tanggal ini, mungkin terjadi perubahan pada parts di dalam catalog ini, dan parts tertentu diganti dengan parts lain atau dihapus (tidak dijual lagi).
  - Bacalah parts catalog news untuk revisi yang dilakukan setelah 1 Mei 2021.
- **Selalu beritahu nomor part sewaktu memesan part.**
  - Periksa model, tipe, nomor seri, warna, pabrik pembuat, dan ukuran seperlunya sebelum memesan part.
  - Perhatikan bahwa ilustrasi (gambar part) dapat berbeda dalam bentuknya dari part sebenarnya. Ilustrasi hanya diberikan untuk membantu anda mencari parts tersebut.
- **Sewaktu terjadi modifikasi atau penambahan pada parts catalog ini, maka akan diterbitkan edisi yang direvisi pada waktu yang sesuai, yang memuat nomor revisi yang berurutan pada sampulnya. Kami menganjurkan agar anda mendapatkan revisi-revisi tersebut supaya parts catalog anda tetap mengikuti perkembangan mutakhir setiap waktu. Untuk mengetahui apakah revisi parts catalog telah diterbitkan, hubungi distributor Honda anda.**

Tanggal versi penerbitan pertama  
1 Mei 2021  
**Honda Motor Co., Ltd.**

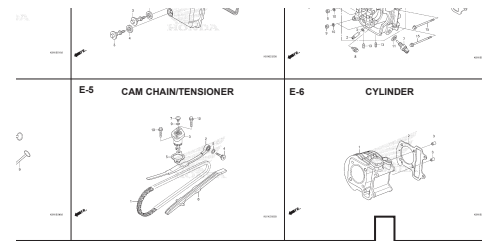
## DAFTAR ISI

	Halaman
• Instruksi penggunaan parts catalog .....	1
• Cara mencari informasi part .....	2
• Struktur parts catalog .....	3
• Jika parts telah direvisi .....	5
• Singkatan-singkatan yang dipakai di dalam parts catalog .....	5
• Blok part dan pengecekan nomor seri .....	6
• Pengecekan posisi label warna .....	6
• Model, kode parts catalog dan nomor seri yang berlaku .....	7
• Label warna .....	8
• Tabel warna .....	9
• Selang bahan bakar, selang untuk keperluan umum dan selang vinyl .....	19
• FLAT RATE SERVICE TIME .....	23
• Indeks gambar .....	28
• KELOMPOK MESIN .....	35
• KELOMPOK RANGKA .....	55
• INDEKS NOMOR PART .....	101
• INDEKS NAMA PART .....	105



## Cara mencari informasi part

### A Mencari parts dengan "Indeks gambar"



2

### B Mencari parts dengan "Indeks nomor part"

#### INDEKS NOMOR PART

Nomor Part	No. Blok	Ref	Nomor Part	No. Blok	Ref	Nomor Part
13011-KVY-700	E-20	2	16015-KVY-901	E-21	4	17230-KZL-C30
13011-KW-740	E-20	2	16016-KBP-981	E-21	5	17231-KZL-A00
13012-KVY-700	E-20	2	16016-KVB-551	E-22	1	
13013-KVY-700	E-20	2	16028-KVB-901	E-21	6	17234-KCJ-871
13014-KVY-700	E-20	2	16037-KCM-600	E-21	7	
13015-KVY-700	E-20	2	16046-KZL-A01	E-21	8	17253-KZL-A00
13021-KW-740	E-20	2	16050-KVY-901	E-21	9	17253-KZL-C30
13021-KW-740	E-20	2	16075-GMB-640	E-21	10	17254-KVY-900
13051-KW-740	E-20	2	16075-KVB-551	E-22	2	17254-KZL-A00
13101-KVY-700	E-20	3	16081-KPH-101	E-22	3	17257-KVB-900
13101-KZL-C30	E-20	3	16100-KZL-A01	E-21	11	17258-KVY-900
13102-KVY-700	E-20	3	16107-GC-C00	E-21	12	17260-KFJ-000
13102-KZL-305	E-20	3	16111-KVB-002	E-21	13	17260-KZL-A00
13103-KZL-305	E-20	3	16119-KZL-A01	E-21	14	17260-KZL-A00
13103-KVY-700	E-20	3	16131-ZMB-801	E-21	15	17261-KVB-700
13103-KZL-305	E-20	3	16140-GFC-901	E-21	16	
13104-KVY-700	E-20	3	16153-KJ-901	E-21	17	17274-KZL-A00
13104-KZL-305	E-20	3	16163-KGF-911	E-21	18	17367-KZL-A00
13105-KVY-700	E-20	3	16165-KVB-901	E-21	19	17368-KZL-A00
13105-KZL-305	E-20	3	16169-KVB-551	E-22	4	17505-KZL-930
13111-DB7-001	E-20	4	16180-KGB-971	E-21	20	
13115-GM-911	E-20	5	16190-GGE-003	E-21	21	17510-KZL-A00
14100-KZL-A00	E-4	2	16199-KZL-A01	E-21	22	17510-KZL-C00
14100-KZL-C00	E-4	18	16201-KVY-900	E-3	5	17517-GGL-J00
14122-KVY-900	E-4	3	16222-MVA-300	E-3	6	17518-GGL-J00
14122-KPH-901	E-4	4	16236-KVG-900	E-15	7	17525-KBN-900
14321-KVY-900	E-4	5	16400-KZL-C31	E-22	5	
14321-KZL-E30	E-4	5	16410-KZL-C31	E-22	6	17528-KZL-E01
14401-KVB-901	E-5	1	16423-KGB-901	E-21	23	17560-KZL-930
1443A-KVB-C30	E-4	6	16450-KVB-551	E-22	7	17570-KZL-930
1443A-KVY-960	E-4	6	16472-KPC-050	E-22	8	17572-GGL-J00
1444A-KVB-C30	E-4	7	16480-KVB-551	E-22	9	17572-KZL-A00
1444A-KVY-960	E-4	7	16485-KVB-551	E-22	10	
14461-KVB-900	E-4	8	16700-KZL-951	F-26-1	1	17577-KCS-B31
14510-KVB-901	E-5	2	16705-GGL-J01	F-26-1	2	17620-KGB-600

### C Mencari parts dengan "Indeks nama part"

#### INDEKS NAMA PART

Nama Part	No. Kel	Ref	Nama Part	No. Kel
BOLT, FLANGE, 5X14	E-8	6	BOLT, SETTING, 6X16	F-35
BOLT, FLANGE, 6MM	F-40	5	BOLT, SIDE STAND PIVOT	F-35
BOLT, FLANGE, 6X10	F-24	16	BOLT, SOCKET, 3/8	F-41
BOLT, FLANGE, 6X100	E-3	13	BOLT, SOCKET, 3/8 (HT)	F-41-1
BOLT, FLANGE, 6X115	E-3-1	21	BOLT, SOCKET, 8X30 (HT)	F-17
BOLT, FLANGE, 6X12	E-16	16	BOLT, SPECIAL, 6MM	F-17
	F-24	21	BOLT, SPECIAL, 6X18	F-11
	F-41	20	BOLT, STUD, 6X12	F-12
	F-41-1	25	BOLT, STUD, 6X28	F-28
	F-26	18	BOLT, STUD, 6X40	F-28-1
	F-26-1	20	BOLT, SWITCH SETTING	E-3
	F-28-10	22	BOLT, TORX, 8X25	E-3-1
BOLT, FLANGE, 6X14	F-41-1	26	BOLT, WASHER, 6X10	E-3-1
	E-16	20	BOLT, WASHER, 6X12	F-55
	E-16	18	BOLT, WASHER, 6X18	F-18
BOLT, FLANGE, 6X16	E-8	9	BOLT, WASHER, 6X18 (HT)	F-24
	F-30	8	BOLT, WASHER, 6X20	F-37-10
BOLT, FLANGE, 6X18	F-28-10	23	BOLT, WASHER, 6X13	F-39
BOLT, FLANGE, 6X20	F-41	21	BOLT, WASHER, 6X13 (HT)	F-14
	E-22	21	BOLT, WASHER, 6X18	E-3-1
	E-8	11	BOLT, WASHER, 6X18 (HT)	F-41
	F-5	22	BOLT, WASHER, 6X18 (HT)	F-41-1
BOLT, FLANGE, 6X25	E-1	9	BOLT, WASHER, 6X20	E-1
	E-1-1	11	BOLT, WASHER, 6X30	E-1-1
	E-1-1	10	BOLT, WASHER, 6X40	F-4
	F-12	17	BOOT B	F-28-10
BOLT, FLANGE, 6X32	E-16	19	BOOT COMP.	F-58
	F-22-10	12	BOOT, PIN BUSH (NL)	F-28-1
BOLT, FLANGE, 6X35	F-22-30	9	BOSS, DRIVE FACE	F-24
	E-12	12		F-18
				F-5
				F-18
				E-16

### E-6 CYLINDER

No. Blok

No. Ref

No. Ref.	No. Part	Deskripsi	Jumlah			No. Seri	Kode Parts Catalog
			BEAT	PGM-FI	SPOKE		
1	12100-KZL-930	CYLINDER COMP. ....	1	1	1		
2	12191-GGC-900	GASKET, CYLINDER ....	1	1	1		
3	90701-KFM-900	DOWEL PIN, SPECIAL, 8X14 ....	2	2	2		

No. Hal.

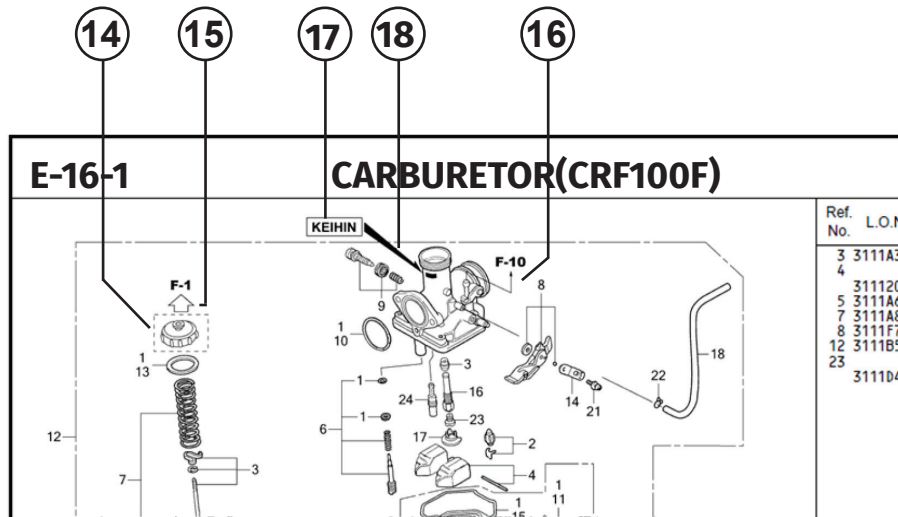
## Struktur Parts Catalog

F-20-40		FRONT WHEEL		
No. Ref.	L.O.N.	(Nomor ref. relatif)	Deskripsi	F.R.T.
1	710151	(12,13)	AXLE, FRONT WHEEL	0,2
5	710104		FRONT WHEEL	0,8
6	710139		FRONT TIRE (SATU)	0,7
7	710140		TUBE, FRONT TIRE (SATU)	0,7
8	711120		DISC, FRONT BRAKE	0,3
11	710115		BEARING, FRONT WHEEL (SATU)	0,4
	710115G		.Penggantian 1 bearing tambahan	0,1

No. Ref.	No. Part	Deskripsi	Jumlah	No. Seri	Kode Parts Catalog
			VARIO		
			STD		
			CBS		
1	44301-KVG-950	AXLE, FR. WHEEL	1	1	
2	44311-KVB-910	COLLAR, FR. WHEEL SIDE	1	1	
3	44312-KZR-600	COLLAR, FR. WHEEL SIDE	1	1	
4	44620-KVB-910	COLLAR, FR. DISTANCE	1	1	
5	44650-KZR-600ZC	WHEEL SUB ASSY., FR. *NH303M*	1	1	
6	44711-KVB-931	TIRE, FR. (SRI) (80/90-14 M/C 40P)	1	1	
7	44712-KZI-901	TUBE, TIRE (SRI)	1	1	
8	45351-KVB-931	DISK, FR. BRAKE (YUTAKA)	1	1	
	45351-KVB-502	DISK, FR. BRAKE (SUNSTAR)	1	1	
9	90105-KGH-900	BOLT, BRAKE DISK, 8X24	4	4	
10	90306-KGH-901	NUT, U, 12MM	1	1	
11	91052-KVB-901	BEARING, RADIAL BALL, 6201(U) .. (FUJIKOSHI)	2	2	
	91052-KVB-351	BEARING, RADIAL BALL, 6201U .. (NSK)	2	2	
	91052-KWB-601	BEARING, RADIAL BALL, 6201U .. (NTN)	2	2	
12	01251-KPH-Q01	NIPT SFAI 21X37X7 (ARAI)	1	1	

- 1 Nama Blok
- 2 Nomor Blok
- 3 Bagian yang diservis/Flat Rate Time (F.R.T.)
- 4 Nomor referensi
  - Nomor referensi yang diberikan tanda kurung menunjukkan bahwa ia dilanjutkan dari halaman sebelumnya.
- 5 Nomor part
- 6 Kode warna Honda
- 7 Deskripsi
- 8 Assembly (Susunan/rakitan)
  - Bagian-bagian yang diberikan bingkai dengan garis-garis patah pada gambar terurai tersedia dalam rakitan lengkap. (tersedia pula dalam satuan terpisah).
- 9 Deskripsi warna
- 10 Catatan
  - Catatan ditulis dalam tanda kurung di kolom nama part.
- 11 Jumlah
  - Jumlah yang ditulis dalam tanda kurung menunjukkan part pilihan (optional part).
  - Jumlah yang ditandai dengan "N" menunjukkan part pilihan yang harus dipilih sebanyak yang diperlukan.
  - Jumlah yang diperlukan menunjukkan jumlah part yang dipakai di blok ini.
- 12 Nomor seri
- 13 Kode parts catalog
  - Jika kolom kode parts catalog kosong, berarti bahwa part berlaku untuk semua kode.



⑭ Part yang dikelilingi dengan garis titik-titik dijelaskan pada blok lain.

⑮ Panah yang kosong di dalamnya menunjuk ke No. blok untuk part yang dikelilingi dengan garis titik-titik .

⑯ Panah yang padat menunjuk ke No. blok dimana part yang bersangkutan terhubung.

⑰ **Informasi Identifikasi Penggantian Untuk No. Part Yang Ditunjuk**


⑱ **Lokasi Informasi Identifikasi Penggantian Untuk No. Part Yang Ditunjuk**

- Jika tanda panah menunjuk ke 18, part ini tidak sesuai dengan No. Part yang berbeda.
- Pastikan untuk memesan part dari pabrik yang sama, termasuk komponen part.
- Untuk pemesanan, indikasi No. Part termasuk simbol yang ditampilkan pada bagian yang berlaku pada part yang akan diganti.

## Jika parts telah direvisi



## Singkatan-singkatan yang dipakai di dalam parts catalog



No. Ref.	No. Part	Deskripsi	Jumlah		No. Seri
			CBR250R STD B	ABS B	
1	45156-MCE-000	CLAMPER, R. FR. BRAKE HOSE ..	1	1	
2	45157-MCE-000	CLAMPER, L. FR. BRAKE HOSE ..	1	1	
3	61100-MCE-000ZA	FENDER COMP., FR. *NH411M*FORCE SILVER METALLIC	1	-	-----3J,4J
	61100-MCE-000ZB	*PB284C*...CANDY PHOENIX BLUE	1	-	-----J,2J
4	61101-MCE-000	PLATE, FR. FENDER (###).....	2	2	-----1008000
	61101-MCE-010	.....	2	2	-----1008001
5	61102-MCE-300	CUSHION, FR. FENDER ..... (BLACK)	2	2	
6	61105-MCE-000	STAY, FR. FENDER MOUNTING ...	2	2	
7	61107-MR7-000	COLLAR (6.5) .....	4	4	
8	96001-06020-00	BOLT, FLANGE, 6X20 .....	4	4	

Nomor telah dipakai sejak dari model pertama tanpa revisi.

Jika diperlihatkan pada sisi kiri, maka berlaku untuk model-model dari No. 1008001 dan nomor- nomor berikutnya.

Jika diperlihatkan pada sisi kanan, maka berlaku untuk model-model sampai No. 1008000.

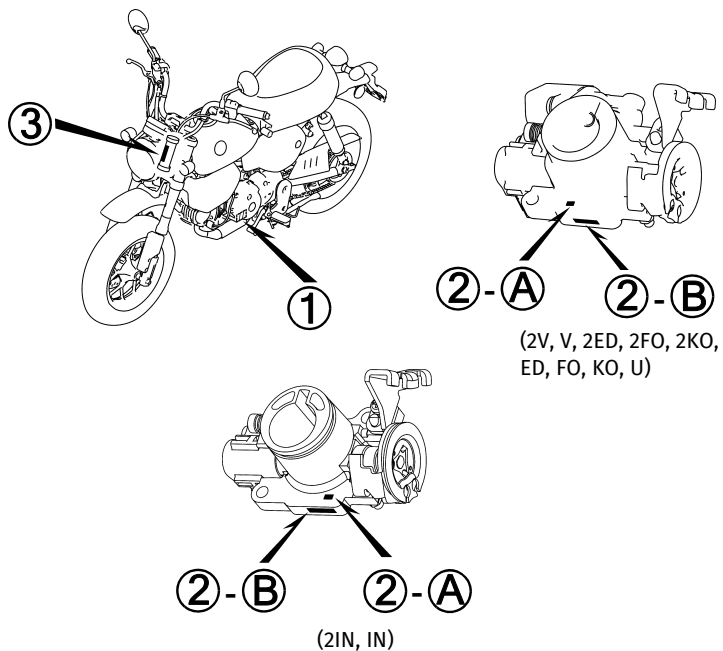
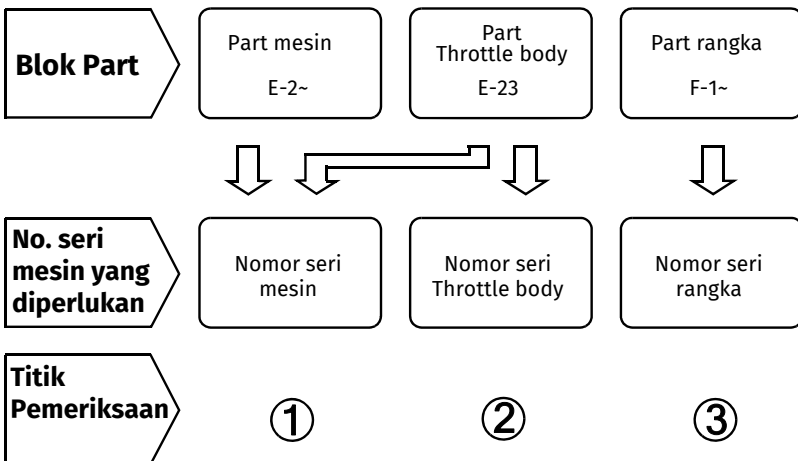
- Part yang tercantum dengan "###" pada ujung nama part mempunyai jangka waktu pemasangan terbatas (part tidak dijual).

- "L." atau "R." pada uraian dari sebuah part merupakan singkatan dari sisi kiri (LEFT) atau sisi kanan (RIGHT). Kiri atau kanan ditentukan seakan-akan anda sedang duduk di tempat duduk sepeda motor/skuter.


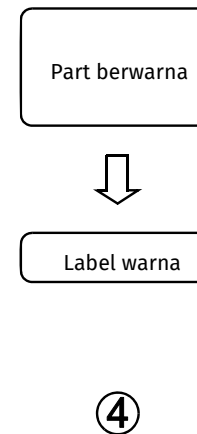
### Singkatan-singkatan sebagai berikut dipakai di dalam parts catalog ini.

A .....	Ampere	L. ....	Left
ABS .....	Anti-lock brake system	L (100L)....	Link (100 Links)
A.C.....	Alternating current	L.E.D .....	Light emitted diode
A.M.....	Attaching mark	MM .....	Millimeter
ASSY .....	Assembly	MPH .....	Miles per hour
C.D.I. ....	Capacitive discharge Ignition	R. ....	Right
COMP. ....	Complete	RR. ....	Rear
D.C. ....	Direct current	STD. ....	Standard
EX. ....	Exhaust	T (22T) ....	Tooth (22 Teeth)
FR. ....	Front	TCS .....	Traction control system
G .....	Gram	T.M. ....	Transcript mark
HEX. ....	Hexagonal	V .....	Volt
IN. ....	Inlet	W .....	Watt
KPH.....	Kilometers per hour	WL .....	With labelling
		WOL .....	Without labelling

**Blok part dan pengecekan nomor seri**



**Pengecekan posisi label warna**



### Model, kode part catalog dan nomor seri yang berlaku

Model, kode parts catalog dan nomor seri yang berlaku diberikan didalam parts catalog ini dapat diidentifikasi sebagai berikut. Part-part dengan kode part catalog eksklusif untuk model ditentukan untuk negara-negara yang ditunjuk. Jika kode area tidak terdaftar, part-part yang digunakan umum.

Model	Kode parts catalogue	Tipe	No. seri mesin yang berlaku	No. seri rangka yang berlaku	No. identifikasi throttle body yang berlaku
Z125MN	2V	Vietnam	JB03E-6000001~	MLHJB039*N5200001~	GQYTB A
	V		JB03E-6000001~	MLHJB039*N5200001~	
Z125MAN	2ED	European direct sales	JB03E-7000001~	MLHJB03A*N5000001~	GQYTB A
	2FO	Taiwan	JB03E-7000001~	MLHJB039*N5200001~	
	2IN	Indonesia	JB03E-8000001~	MLHJB039*L5000001~	GQYVB A
	2KO	Korea	JB03E-7000001~	MLHJB03K*N5000001~	GQYTB A
	ED	European direct sales	JB03E-7000001~	MLHJB03A*N5000001~	
	FO	Taiwan	JB03E-7000001~	MLHJB039*N5200001~	GQYVB A
	IN	Indonesia	JB03E-6000001~	MLHJB039*L5000001~	
	KO	Korea	JB03E-7000001~	MLHJB03K*N5000001~	GQYTB A
	U	Australia	JB03E-9000001~	MLHJB03U*N5000001~	

\* Dari nomor identifikasi karburator/throttle body, hanya bagian yang digaris bawah dibawah ini yang dipakai untuk registrasi.

GQ YTB A KC ㄗ  
 (A) (B)

## Label warna

1

- Ketika melakukan pemesanan parts, periksa nama model, warna utama dan kode yang mengacu pada label warna yang terdapat pada kendaraan
- Ketika melakukan pemesanan parts yang memiliki kode warna, gunakan tabel warna sesuai dengan instruksi yang terdapat pada part catalog.

No.		MODEL	VFR800FIW					
		COLOR	Sparkling silver metallic	Mute black metallic	Applicable model		Applicable block No.	Re
CODE		NH-295M	NH-359M	Initial applicable model	Final applicable model			
		Name of colored parts	Basic part No.	NH295	NH359			
1								
2								
3								
4								
5								
6								
7								
8								
9								
10								

**VFR800FIW**  
**COLOR R-157**  
**CODE R157**

## Tabel warna

- Ketika memesan part berwarna, bacalah tabel di bawah ini dan gunakan nomor part yang terdiri dari nomor part dasar yang bersangkutan yang telah ditambahkan kode warna part.

Z125M (Z125MN).....2V

No.	MODEL		Z125MN					
	COLOR		Pearl nebula red	Banana yellow	Applicable model		Applicable block No.	Ref. No.
	CODE		R-376P	YR-354	Initial applicable model	Final applicable model		
	Name of colored parts	Basic part No.	R376X	YR354E				
1	BADGE, L. PRODUCT	86202-K0F-T00	ZA	ZA			F-50	6
2	BADGE, R. PRODUCT	86201-K0F-T00	ZA	ZA			F-50	5
3	BODY COMP., FRAME	50100-K0F-A60	ZB	ZD			F-39	1
4	BRACKET, L. HEADLIGHT	61320-K0F-T00	ZB	ZA			F-43	6
5	BRACKET, R. HEADLIGHT	61310-K0F-T00	ZB	ZA			F-43	2
6	COVER SET, L. SIDE OUTER	64550-K0F-T60	ZB	ZA			F-24	2
7	CUSHION ASSY., RR.	52400-K0F-A61	-	ZA			F-33	1
8	CUSHION ASSY., RR.	52400-K0F-V61	ZA	-			F-33	1
9	FORK ASSY., L. FR.	51500-K0F-A61	-	ZA			F-11	14
10	FORK ASSY., L. FR.	51500-K0F-V61	ZA	-			F-11	14
11	FORK ASSY., R. FR.	51400-K0F-A61	-	ZA			F-11	4
12	FORK ASSY., R. FR.	51400-K0F-V61	ZA	-			F-11	4
13	MARK	86641-K0F-T60	ZB	ZA			F-50	8
14	SEAT COMP., SINGLE	77100-K0F-J91	ZB	ZA			F-23	2
15	STRIPE, L. FUEL TANK	86172-K0F-J90	ZB	ZA			F-50	3
16	STRIPE, R. FUEL TANK	86171-K0F-J90	ZB	ZA			F-50	1
17	SWINGARM SUB ASSY., RR.	52200-K0F-T00	ZB	ZA			F-32	9
18	TANK SET, FUEL	17520-K0F-J90	ZB	ZA			F-21	5
19	WHEEL SUB ASSY., FR.	44650-K0F-T60	ZA	ZA			F-14-40	6
20	WHEEL SUB ASSY., RR.	42650-K0F-T60	ZA	ZA			F-19-40	9



## Z125M (Z125MN).....V

No.	MODEL		Z125MN					
	COLOR		Pearl nebula red	Banana yellow	Applicable model		Applicable block No.	Ref. No.
	CODE		R-376P	YR-354	Initial applicable model	Final applicable model		
	Name of colored parts	Basic part No.	R376	YR354				
1	BADGE, L. PRODUCT	86202-K0F-T00	ZA	ZA			F-50	6
2	BADGE, R. PRODUCT	86201-K0F-T00	ZA	ZA			F-50	5
3	BODY COMP., FRAME	50100-K0F-A60	ZA	ZA			F-39	1
4	BRACKET, L. HEADLIGHT	61320-K0F-T00	ZE	ZE			F-43	6
5	BRACKET, R. HEADLIGHT	61310-K0F-T00	ZE	ZE			F-43	2
6	COVER SET, L. SIDE OUTER	64550-K0F-T60	ZB	ZA			F-24	2
7	CUSHION ASSY., RR.	52400-K0F-A61	-	ZA			F-33	1
8	CUSHION ASSY., RR.	52400-K0F-V61	ZA	-			F-33	1
9	FORK ASSY., L. FR.	51500-K0F-A61	-	ZA			F-11	14
10	FORK ASSY., L. FR.	51500-K0F-V61	ZA	-			F-11	14
11	FORK ASSY., R. FR.	51400-K0F-A61	-	ZA			F-11	4
12	FORK ASSY., R. FR.	51400-K0F-V61	ZA	-			F-11	4
13	MARK	86641-K0F-T60	ZB	ZA			F-50	8
14	SEAT COMP., SINGLE	77100-K0F-T61	ZA	ZA			F-23	2
15	STRIPE A, FUEL TANK	86171-K0F-T60	ZA	ZA			F-50	2
16	STRIPE B, FUEL TANK	86172-K0F-T60	ZA	ZA			F-50	4
17	SWINGARM SUB ASSY., RR.	52200-K0F-T00	ZE	ZE			F-32	9
18	TANK SET, FUEL	17520-K0F-T60	ZK	ZJ			F-21	5
19	WHEEL SUB ASSY., FR.	44650-K0F-T60	ZA	ZA			F-14-40	6
20	WHEEL SUB ASSY., RR.	42650-K0F-T60	ZA	ZA			F-19-40	9

Z125MA (Z125MAN).....2ED,2KO

No.	MODEL		Z125MAN						
	COLOR		Pearl shining black	Pearl nebula red	Banana yellow	Applicable model		Applicable block No.	Ref. No.
	CODE		NH-B98P	R-376P	YR-354	Initial applicable model	Final applicable model		
	Name of colored parts	Basic part No.	NHB98E	R376X	YR354E				
1	BADGE, L. PRODUCT	86202-K0F-T00	ZA	ZA	ZA			F-50	6
2	BADGE, R. PRODUCT	86201-K0F-T00	ZA	ZA	ZA			F-50	5
3	BODY COMP., FRAME	50100-K0F-J70	ZC	ZB	ZD			F-39	1
4	BRACKET, L. HEADLIGHT	61320-K0F-T00	ZC	ZB	ZA			F-43	6
5	BRACKET, R. HEADLIGHT	61310-K0F-T00	ZC	ZB	ZA			F-43	2
6	COVER COMP., R. FR. FORK	51650-K0F-D10	ZA	ZA	ZA			F-11	17
7	COVER SET, L. SIDE OUTER	64550-K0F-T60	ZD	ZB	ZA			F-24	2
8	CUSHION ASSY., RR.	52400-K0F-A61	-	-	ZA			F-33	1
9	CUSHION ASSY., RR.	52400-K0F-T61	ZA	-	-			F-33	1
10	CUSHION ASSY., RR.	52400-K0F-V61	-	ZA	-			F-33	1
11	FORK ASSY., L. FR.	51500-K0F-A61	-	-	ZA			F-11	14
12	FORK ASSY., L. FR.	51500-K0F-T61	ZA	-	-			F-11	14
13	FORK ASSY., L. FR.	51500-K0F-V61	-	ZA	-			F-11	14
14	FORK ASSY., R. FR.	51400-K0F-A71	-	-	ZA			F-11	4
15	FORK ASSY., R. FR.	51400-K0F-D71	ZA	-	-			F-11	4
16	FORK ASSY., R. FR.	51400-K0F-J71	-	ZA	-			F-11	4
17	MARK	86511-K0F-D10	ZA	ZA	ZA			F-50	7
18	MARK	86641-K0F-T60	ZD	ZB	ZA			F-50	8
19	SEAT COMP., SINGLE	77100-K0F-J91	ZA	ZB	ZA			F-23	2
20	STRIPE, L. FUEL TANK	86172-K0F-J90	ZA	ZB	ZA			F-50	3
21	STRIPE, R. FUEL TANK	86171-K0F-J90	ZA	ZB	ZA			F-50	1
22	SWINGARM SUB ASSY., RR.	52200-K0F-T00	ZC	ZB	ZA			F-32	9
23	TANK SET, FUEL	17520-K0F-J90	ZA	ZB	ZA			F-21	5
24	WHEEL SUB ASSY., FR.	44650-K0F-D70	ZA	ZA	ZA			F-14-40	6
25	WHEEL SUB ASSY., RR.	42650-K0F-T60	ZA	ZA	ZA			F-19-40	9



## Z125MA (Z125MAN).....2FO

No.	MODEL		Z125MAN						
	COLOR		Pearl shining black	Pearl nebula red	Banana yellow	Applicable model		Applicable block No.	Ref. No.
	CODE		NH-B98P	R-376P	YR-354	Initial applicable model	Final applicable model		
	Name of colored parts	Basic part No.	NHB98E	R376X	YR354E				
1	BADGE, L. PRODUCT	86202-K0F-T00	ZA	ZA	ZA			F-50	6
2	BADGE, R. PRODUCT	86201-K0F-T00	ZA	ZA	ZA			F-50	5
3	BODY COMP., FRAME	50100-K0F-J70	ZC	ZB	ZD			F-39	1
4	BRACKET, L. HEADLIGHT	61320-K0F-T00	ZC	ZB	ZA			F-43	6
5	BRACKET, R. HEADLIGHT	61310-K0F-T00	ZC	ZB	ZA			F-43	2
6	COVER COMP., R. FR. FORK	51650-K0F-D10	ZA	ZA	ZA			F-11	17
7	COVER SET, L. SIDE OUTER	64550-K0F-T60	ZD	ZB	ZA			F-24	2
8	CUSHION ASSY., RR.	52400-K0F-A61	-	-	ZA			F-33	1
9	CUSHION ASSY., RR.	52400-K0F-T61	ZA	-	-			F-33	1
10	CUSHION ASSY., RR.	52400-K0F-V61	-	ZA	-			F-33	1
11	FORK ASSY., L. FR.	51500-K0F-A61	-	-	ZA			F-11	14
12	FORK ASSY., L. FR.	51500-K0F-T61	ZA	-	-			F-11	14
13	FORK ASSY., L. FR.	51500-K0F-V61	-	ZA	-			F-11	14
14	FORK ASSY., R. FR.	51400-K0F-A71	-	-	ZA			F-11	4
15	FORK ASSY., R. FR.	51400-K0F-D71	ZA	-	-			F-11	4
16	FORK ASSY., R. FR.	51400-K0F-J71	-	ZA	-			F-11	4
17	MARK	86511-K0F-D10	ZA	ZA	ZA			F-50	7
18	MARK	86641-K0F-T60	ZD	ZB	ZA			F-50	8
19	SEAT COMP., SINGLE	77100-K0F-J91	ZA	ZB	ZA			F-23	2
20	STRIPE, L. FUEL TANK	86172-K0F-J90	ZA	ZB	ZA			F-50	3
21	STRIPE, R. FUEL TANK	86171-K0F-J90	ZA	ZB	ZA			F-50	1
22	SWINGARM SUB ASSY., RR.	52200-K0F-T00	ZC	ZB	ZA			F-32	9
23	TANK SET, FUEL	17520-K0F-J90	ZA	ZB	ZA			F-21	5
24	WHEEL SUB ASSY., FR.	44650-K0F-D70	ZA	ZA	ZA			F-14-40	6
25	WHEEL SUB ASSY., RR.	42650-K0F-T60	ZA	ZA	ZA			F-19-40	9

Z125MA (Z125MAN).....2IN

No.	MODEL		Z125MAN						
	COLOR		Pearl shining black	Pearl nebula red	Banana yellow	Applicable model		Applicable block No.	Ref. No.
	CODE		NH-B98P	R-376P	YR-354	Initial applicable model	Final applicable model		
	Name of colored parts	Basic part No.	NHB98E	R376X	YR354E				
1	BADGE, L. PRODUCT	86202-K0F-T00	ZA	ZA	ZA			F-50	6
2	BADGE, R. PRODUCT	86201-K0F-T00	ZA	ZA	ZA			F-50	5
3	BODY COMP., FRAME	50100-K0F-N70	ZC	ZB	ZD			F-39	1
4	BRACKET, L. HEADLIGHT	61320-K0F-T00	ZC	ZB	ZA			F-43	6
5	BRACKET, R. HEADLIGHT	61310-K0F-T00	ZC	ZB	ZA			F-43	2
6	COVER COMP., R. FR. FORK	51650-K0F-D10	ZA	ZA	ZA			F-11	17
7	COVER SET, L. SIDE OUTER	64550-K0F-T60	ZD	ZB	ZA			F-24	2
8	CUSHION ASSY., RR.	52400-K0F-305	-	-	ZA			F-33	1
9	CUSHION ASSY., RR.	52400-K0F-306	-	ZA	-			F-33	1
10	CUSHION ASSY., RR.	52400-K0F-309	ZA	-	-			F-33	1
11	FORK ASSY., L. FR.	51500-K0F-305	-	-	ZA			F-11	14
12	FORK ASSY., L. FR.	51500-K0F-306	-	ZA	-			F-11	14
13	FORK ASSY., L. FR.	51500-K0F-309	ZA	-	-			F-11	14
14	FORK ASSY., R. FR.	51400-K0F-305	-	-	ZA			F-11	4
15	FORK ASSY., R. FR.	51400-K0F-306	-	ZA	-			F-11	4
16	FORK ASSY., R. FR.	51400-K0F-309	ZA	-	-			F-11	4
17	MARK	86511-K0F-D10	ZA	ZA	ZA			F-50	7
18	MARK	86641-K0F-T60	ZD	ZB	ZA			F-50	8
19	SEAT COMP., SINGLE	77100-K0F-J91	ZA	ZB	ZA			F-23	2
20	STRIPE, L. FUEL TANK	86172-K0F-J90	ZA	ZB	ZA			F-50	3
21	STRIPE, R. FUEL TANK	86171-K0F-J90	ZA	ZB	ZA			F-50	1
22	SWINGARM SUB ASSY., RR.	52200-K0F-T00	ZC	ZB	ZA			F-32	9
23	TANK SET, FUEL	17520-K0F-J90	ZA	ZB	ZA			F-21	5
24	WHEEL SUB ASSY., FR.	44650-K0F-D70	ZA	ZA	ZA			F-14-40	6
25	WHEEL SUB ASSY., RR.	42650-K0F-T60	ZA	ZA	ZA			F-19-40	9



## Z125MA (Z125MAN).....ED

No.	MODEL		Z125MAN						
	COLOR		Pearl glittering blue B-231P	Pearl nebula red R-376P	Banana yellow YR-354	Applicable model		Applicable block No.	Ref. No.
	CODE		B231	R376	YR354	Initial applicable model	Final applicable model		
	Name of colored parts	Basic part No.							
1	BADGE, L. PRODUCT	86202-K0F-T00	ZA	ZA	ZA			F-50	6
2	BADGE, R. PRODUCT	86201-K0F-T00	ZA	ZA	ZA			F-50	5
3	BODY COMP., FRAME	50100-K0F-J70	ZA	ZA	ZA			F-39	1
4	BRACKET, L. HEADLIGHT	61320-K0F-T00	ZE	ZE	ZE			F-43	6
5	BRACKET, R. HEADLIGHT	61310-K0F-T00	ZE	ZE	ZE			F-43	2
6	COVER COMP., R. FR. FORK	51650-K0F-D10	ZA	ZA	ZA			F-11	17
7	COVER SET, L. SIDE OUTER	64550-K0F-T60	ZC	ZB	ZA			F-24	2
8	CUSHION ASSY., RR.	52400-K0F-A61	-	-	ZA			F-33	1
9	CUSHION ASSY., RR.	52400-K0F-N71	ZA	-	-			F-33	1
10	CUSHION ASSY., RR.	52400-K0F-V61	-	ZA	-			F-33	1
11	FORK ASSY., L. FR.	51500-K0F-A61	-	-	ZA			F-11	14
12	FORK ASSY., L. FR.	51500-K0F-N71	ZA	-	-			F-11	14
13	FORK ASSY., L. FR.	51500-K0F-V61	-	ZA	-			F-11	14
14	FORK ASSY., R. FR.	51400-K0F-A71	-	-	ZA			F-11	4
15	FORK ASSY., R. FR.	51400-K0F-J71	-	ZA	-			F-11	4
16	FORK ASSY., R. FR.	51400-K0F-N71	ZA	-	-			F-11	4
17	MARK	86511-K0F-D10	ZA	ZA	ZA			F-50	7
18	MARK	86641-K0F-T60	ZC	ZB	ZA			F-50	8
19	SEAT COMP., SINGLE	77100-K0F-T61	ZA	ZA	ZA			F-23	2
20	STRIPE A, FUEL TANK	86171-K0F-T60	ZA	ZA	ZA			F-50	2
21	STRIPE B, FUEL TANK	86172-K0F-T60	ZA	ZA	ZA			F-50	4
22	SWINGARM SUB ASSY., RR.	52200-K0F-T00	ZE	ZE	ZE			F-32	9
23	TANK SET, FUEL	17520-K0F-T60	ZL	ZK	ZJ			F-21	5
24	WHEEL SUB ASSY., FR.	44650-K0F-D70	ZA	ZA	ZA			F-14-40	6
25	WHEEL SUB ASSY., RR.	42650-K0F-T60	ZA	ZA	ZA			F-19-40	9

Z125MA (Z125MAN).....FO

No.	MODEL		Z125MAN						
	COLOR		Pearl shining black	Pearl nebula red	Banana yellow	Applicable model		Applicable block No.	Ref. No.
	CODE		NH-B98P	R-376P	YR-354	Initial applicable model	Final applicable model		
	Name of colored parts	Basic part No.	NHB98	R376	YR354				
1	BADGE, L. PRODUCT	86202-K0F-T00	ZA	ZA	ZA			F-50	6
2	BADGE, R. PRODUCT	86201-K0F-T00	ZA	ZA	ZA			F-50	5
3	BODY COMP., FRAME	50100-K0F-J70	ZA	ZA	ZA			F-39	1
4	BRACKET, L. HEADLIGHT	61320-K0F-T00	ZE	ZE	ZE			F-43	6
5	BRACKET, R. HEADLIGHT	61310-K0F-T00	ZE	ZE	ZE			F-43	2
6	COVER COMP., R. FR. FORK	51650-K0F-D10	ZA	ZA	ZA			F-11	17
7	COVER SET, L. SIDE OUTER	64550-K0F-T60	ZD	ZB	ZA			F-24	2
8	CUSHION ASSY., RR.	52400-K0F-A61	-	-	ZA			F-33	1
9	CUSHION ASSY., RR.	52400-K0F-T61	ZA	-	-			F-33	1
10	CUSHION ASSY., RR.	52400-K0F-V61	-	ZA	-			F-33	1
11	FORK ASSY., L. FR.	51500-K0F-A61	-	-	ZA			F-11	14
12	FORK ASSY., L. FR.	51500-K0F-T61	ZA	-	-			F-11	14
13	FORK ASSY., L. FR.	51500-K0F-V61	-	ZA	-			F-11	14
14	FORK ASSY., R. FR.	51400-K0F-A71	-	-	ZA			F-11	4
15	FORK ASSY., R. FR.	51400-K0F-D71	ZA	-	-			F-11	4
16	FORK ASSY., R. FR.	51400-K0F-J71	-	ZA	-			F-11	4
17	MARK	86511-K0F-D10	ZA	ZA	ZA			F-50	7
18	MARK	86641-K0F-T60	ZD	ZB	ZA			F-50	8
19	SEAT COMP., SINGLE	77100-K0F-T61	ZA	ZA	ZA			F-23	2
20	STRIPE A, FUEL TANK	86171-K0F-T60	ZB	ZA	ZA			F-50	2
21	STRIPE B, FUEL TANK	86172-K0F-T60	ZB	ZA	ZA			F-50	4
22	SWINGARM SUB ASSY., RR.	52200-K0F-T00	ZE	ZE	ZE			F-32	9
23	TANK SET, FUEL	17520-K0F-T60	ZM	ZK	ZJ			F-21	5
24	WHEEL SUB ASSY., FR.	44650-K0F-D70	ZA	ZA	ZA			F-14-40	6
25	WHEEL SUB ASSY., RR.	42650-K0F-T60	ZA	ZA	ZA			F-19-40	9



## Z125MA (Z125MAN).....IN

No.	MODEL		Z125MAN						
	COLOR		Pearl shining black	Pearl nebula red	Banana yellow	Applicable model		Applicable block No.	Ref. No.
	CODE		NH-B98P	R-376P	YR-354	Initial applicable model	Final applicable model		
	Name of colored parts	Basic part No.	NHB98	R376	YR354				
1	BADGE, L. PRODUCT	86202-K0F-T00	ZA	ZA	ZA			F-50	6
2	BADGE, R. PRODUCT	86201-K0F-T00	ZA	ZA	ZA			F-50	5
3	BODY COMP., FRAME	50100-K0F-N70	ZA	ZA	ZA			F-39	1
4	BRACKET, L. HEADLIGHT	61320-K0F-T00	ZE	ZE	ZE			F-43	6
5	BRACKET, R. HEADLIGHT	61310-K0F-T00	ZE	ZE	ZE			F-43	2
6	COVER COMP., R. FR. FORK	51650-K0F-D10	ZA	ZA	ZA			F-11	17
7	COVER SET, L. SIDE OUTER	64550-K0F-T60	ZD	ZB	ZA			F-24	2
8	CUSHION ASSY., RR.	52400-K0F-305	-	-	ZA			F-33	1
9	CUSHION ASSY., RR.	52400-K0F-306	-	ZA	-			F-33	1
10	CUSHION ASSY., RR.	52400-K0F-309	ZA	-	-			F-33	1
11	FORK ASSY., L. FR.	51500-K0F-305	-	-	ZA			F-11	14
12	FORK ASSY., L. FR.	51500-K0F-306	-	ZA	-			F-11	14
13	FORK ASSY., L. FR.	51500-K0F-309	ZA	-	-			F-11	14
14	FORK ASSY., R. FR.	51400-K0F-305	-	-	ZA			F-11	4
15	FORK ASSY., R. FR.	51400-K0F-306	-	ZA	-			F-11	4
16	FORK ASSY., R. FR.	51400-K0F-309	ZA	-	-			F-11	4
17	MARK	86511-K0F-D10	ZA	ZA	ZA			F-50	7
18	MARK	86641-K0F-T60	ZD	ZB	ZA			F-50	8
19	SEAT COMP., SINGLE	77100-K0F-T61	ZA	ZA	ZA			F-23	2
20	STRIPE A, FUEL TANK	86171-K0F-T60	ZB	ZA	ZA			F-50	2
21	STRIPE B, FUEL TANK	86172-K0F-T60	ZB	ZA	ZA			F-50	4
22	SWINGARM SUB ASSY., RR.	52200-K0F-T00	ZE	ZE	ZE			F-32	9
23	TANK SET, FUEL	17520-K0F-T60	ZM	ZK	ZJ			F-21	5
24	WHEEL SUB ASSY., FR.	44650-K0F-D70	ZA	ZA	ZA			F-14-40	6
25	WHEEL SUB ASSY., RR.	42650-K0F-T60	ZA	ZA	ZA			F-19-40	9

Z125MA (Z125MAN).....KO

No.	MODEL		Z125MAN					
	COLOR		Pearl shining black NH-B98P	Pearl nebula red R-376P	Applicable model		Applicable block No.	Ref. No.
	CODE		NHB98	R376	Initial applicable model	Final applicable model		
	Name of colored parts	Basic part No.						
1	BADGE, L. PRODUCT	86202-K0F-T00	ZA	ZA			F-50	6
2	BADGE, R. PRODUCT	86201-K0F-T00	ZA	ZA			F-50	5
3	BODY COMP., FRAME	50100-K0F-J70	ZA	ZA			F-39	1
4	BRACKET, L. HEADLIGHT	61320-K0F-T00	ZE	ZE			F-43	6
5	BRACKET, R. HEADLIGHT	61310-K0F-T00	ZE	ZE			F-43	2
6	COVER COMP., R. FR. FORK	51650-K0F-D10	ZA	ZA			F-11	17
7	COVER SET, L. SIDE OUTER	64550-K0F-T60	ZD	ZB			F-24	2
8	CUSHION ASSY., RR.	52400-K0F-T61	ZA	-			F-33	1
9	CUSHION ASSY., RR.	52400-K0F-V61	-	ZA			F-33	1
10	FORK ASSY., L. FR.	51500-K0F-T61	ZA	-			F-11	14
11	FORK ASSY., L. FR.	51500-K0F-V61	-	ZA			F-11	14
12	FORK ASSY., R. FR.	51400-K0F-D71	ZA	-			F-11	4
13	FORK ASSY., R. FR.	51400-K0F-J71	-	ZA			F-11	4
14	MARK	86511-K0F-D10	ZA	ZA			F-50	7
15	MARK	86641-K0F-T60	ZD	ZB			F-50	8
16	SEAT COMP., SINGLE	77100-K0F-T61	ZA	ZA			F-23	2
17	STRIPE A, FUEL TANK	86171-K0F-T60	ZB	ZA			F-50	2
18	STRIPE B, FUEL TANK	86172-K0F-T60	ZB	ZA			F-50	4
19	SWINGARM SUB ASSY., RR.	52200-K0F-T00	ZE	ZE			F-32	9
20	TANK SET, FUEL	17520-K0F-T60	ZM	ZK			F-21	5
21	WHEEL SUB ASSY., FR.	44650-K0F-D70	ZA	ZA			F-14-40	6
22	WHEEL SUB ASSY., RR.	42650-K0F-T60	ZA	ZA			F-19-40	9





Z125MA (Z125MAN).....U

No.	MODEL		Z125MAN							Applicable block No.	Ref. No.
	COLOR		Pearl glittering blue	Pearl shining black	Pearl nebula red	Banana yellow	Applicable model				
	CODE		B-231P	NH-B98P	R-376P	YR-354	Initial applicable model	Final applicable model			
	Name of colored parts	Basic part No.	B231	NHB98	R376	YR354					
1	BADGE, L. PRODUCT	86202-K0F-T00	ZA	ZA	ZA	ZA			F-50	6	
2	BADGE, R. PRODUCT	86201-K0F-T00	ZA	ZA	ZA	ZA			F-50	5	
3	BODY COMP., FRAME	50100-K0F-N70	ZA	ZA	ZA	ZA			F-39	1	
4	BRACKET, L. HEADLIGHT	61320-K0F-T00	ZE	ZE	ZE	ZE			F-43	6	
5	BRACKET, R. HEADLIGHT	61310-K0F-T00	ZE	ZE	ZE	ZE			F-43	2	
6	COVER COMP., R. FR. FORK	51650-K0F-D10	ZA	ZA	ZA	ZA			F-11	17	
7	COVER SET, L. SIDE OUTER	64550-K0F-T60	ZC	ZD	ZB	ZA			F-24	2	
8	CUSHION ASSY., RR.	52400-K0F-A61	-	-	-	ZA			F-33	1	
9	CUSHION ASSY., RR.	52400-K0F-N71	ZA	-	-	-			F-33	1	
10	CUSHION ASSY., RR.	52400-K0F-T61	-	ZA	-	-			F-33	1	
11	CUSHION ASSY., RR.	52400-K0F-V61	-	-	ZA	-			F-33	1	
12	FORK ASSY., L. FR.	51500-K0F-A61	-	-	-	ZA			F-11	14	
13	FORK ASSY., L. FR.	51500-K0F-N71	ZA	-	-	-			F-11	14	
14	FORK ASSY., L. FR.	51500-K0F-T61	-	ZA	-	-			F-11	14	
15	FORK ASSY., L. FR.	51500-K0F-V61	-	-	ZA	-			F-11	14	
16	FORK ASSY., R. FR.	51400-K0F-A71	-	-	-	ZA			F-11	4	
17	FORK ASSY., R. FR.	51400-K0F-D71	-	ZA	-	-			F-11	4	
18	FORK ASSY., R. FR.	51400-K0F-J71	-	-	ZA	-			F-11	4	
19	FORK ASSY., R. FR.	51400-K0F-N71	ZA	-	-	-			F-11	4	
20	MARK	86511-K0F-D10	ZA	ZA	ZA	ZA			F-50	7	
21	MARK	86641-K0F-T60	ZC	ZD	ZB	ZA			F-50	8	
22	SEAT COMP., SINGLE	77100-K0F-T61	ZA	ZA	ZA	ZA			F-23	2	
23	STRIPE A, FUEL TANK	86171-K0F-T60	ZA	ZB	ZA	ZA			F-50	2	
24	STRIPE B, FUEL TANK	86172-K0F-T60	ZA	ZB	ZA	ZA			F-50	4	
25	SWINGARM SUB ASSY., RR.	52200-K0F-T00	ZE	ZE	ZE	ZE			F-32	9	
26	TANK SET, FUEL	17520-K0F-T60	ZL	ZM	ZK	ZJ			F-21	5	
27	WHEEL SUB ASSY., FR.	44650-K0F-D70	ZA	ZA	ZA	ZA			F-14-40	6	
28	WHEEL SUB ASSY., RR.	42650-K0F-T60	ZA	ZA	ZA	ZA			F-19-40	9	

### Selang bahan bakar, selang untuk keperluan umum dan selang vinyl

- Selang bahan bakar, selang pemakaian umum dan selang vinyl yang standar dapat diganti dengan part borongan yang dijual dalam bentuk gulungan.
- Sewaktu memesan part pengganti untuk selang bahan bakar, selang pemakaian umum dan selang vinyl yang standar, pakailah nomor part borongan yang dicantumkan pada parts catalog dalam tanda kurung ( ) di bawah nama part, atau pakailah catalog di bawah.  
(Panjang standar part borongan adalah 1 m, akan tetapi, yang dicantumkan di dalam catalog dengan < > tersedia dalam panjang 3 m dan 8 m)
- Sewaktu akan memasang selang borongan pengganti, potong dalam panjang yang sama seperti pada part standar.  
(Untuk cara pemotongan part borongan, dan cara pemesanan dsb., bacalah manual servis dan instruksi yang diberikan pada part borongan)
- Daftar di bawah adalah catalog dari nomor part standar dan nomor part borongan. Perhatikan bahwa nomor-nomor itu hanya berlaku untuk part pengganti yang terdaftar saja.

Selang/Pipa bahan bakar			
No. part standar	No. part borongan	Part borongan	
		Diameter dalam (mm)	Panjang (m)
95001-30xxx-2x	95001-30001-20M	3,0	1
95001-30xxx-3x	95001-30001-30M	3,0	1
95001-30xxx-4x	95001-30001-40M	3,0	1
95001-35xxx-2x	95001-35001-50M <95001-35003-50M>	3,5	1 3
95001-35xxx-3x	95001-35001-60M <95001-35003-60M>	3,5	1
95001-35xxx-4x	95001-35001-60M <95001-35003-60M>	3,5	1 3
95001-35xxx-5x	95001-35001-50M <95001-35003-50M>	3,5	1 3
95001-35xxx-6x	95001-35001-60M <95001-35003-60M>	3,5	1 3
95001-45xxx-2x	95001-45001-50M <95001-45003-50M>	4,5	1 3
95001-45xxx-3x	95001-45001-60M <95001-45003-60M> <95001-45008-60M>	4,5	1 3 8
95001-45xxx-4x	95001-45001-60M <95001-45003-60M> <95001-45008-60M>	4,5	1 3 8
95001-45xxx-5x	95001-45001-50M <95001-45003-50M>	4,5	1 3
95001-45xxx-6x	95001-45001-60M <95001-45003-60M> <95001-45008-60M>	4,5	1 3 8
95001-55xxx-2x	95001-55001-50M <95001-55003-50M> <95001-55008-50M>	5,5	1 3 8

Selang/Pipa bahan bakar			
No. part standar	No. part borongan	Part borongan	
		Diameter dalam (mm)	Panjang (m)
95001-55xxx-3x	95001-55001-60M <95001-55003-60M> <95001-55008-60M>	5,5	1 3 8
95001-55xxx-4x	95001-55001-60M <95001-55003-60M> <95001-55008-60M>	5,5	1 3 8
95001-55xxx-5x	95001-55001-50M <95001-55003-50M> <95001-55008-50M>	5,5	1 3 8
95001-55xxx-6x	95001-55001-60M <95001-55003-60M> <95001-55008-60M>	5,5	1 3 8
95001-75xxx-2x	95001-75001-50M <95001-75003-50M>	7,5	1 3
95001-75xxx-3x	95001-75001-60M <95001-75003-60M> <95001-75008-60M>	7,5	1 3 8
95001-75xxx-4x	95001-75001-60M <95001-75003-60M> <95001-75008-60M>	7,5	1 3 8
95001-75xxx-5x	95001-75001-50M <95001-75003-50M>	7,5	1 3
95001-75xxx-6x	95001-75001-60M <95001-75003-60M> <95001-75008-60M>	7,5	1 3 8
95001-80xxx-2x	95001-80001-50M	8,0	1
95001-80xxx-3x	95001-80001-60M	8,0	1
95001-80xxx-4x	95001-80001-60M	8,0	1
95001-80xxx-5x	95001-80001-50M	8,0	1
95001-80xxx-6x	95001-80001-60M	8,0	1

1

Pipa vinyl				
No. part standar	No. part borongan	Part borongan		
		Diameter dalam (mm)	Diameter luar (mm)	Panjang (m)
95003-01xxx-3x	95003-01001-60M <95003-01003-60M>	2,9	6,8	1 3
95003-01xxx-60	95003-01001-60M <95003-01003-60M>	2,9	6,8	1 3
95003-03xxx-3x	95003-03001-60M <95003-03003-60M>	3,0	6,0	1 3
95003-03xxx-60	95003-03001-60M <95003-03003-60M>	3,0	6,0	1 3
95003-05xxx-3x	95003-05001-60M <95003-05003-60M> <95003-05008-60M>	3,5	6,5	1 3 8
95003-05xxx-60	95003-05001-60M <95003-05003-60M> <95003-05008-60M>	3,5	6,5	1 3 8
95003-07xxx-1x	95003-07001-10M <95003-07003-10M> <95003-07008-10M>	4,0	7,0	1 3 8
95003-07xxx-20	95003-07001-10M <95003-07003-10M> <95003-07008-10M>	4,0	7,0	1 3 8
95003-07xxx-3x	95003-07001-60M <95003-07003-60M> <95003-07008-60M>	4,0	7,0	1 3 8
95003-07xxx-60	95003-07001-60M <95003-07003-60M> <95003-07008-60M>	4,0	7,0	1 3 8
95003-07xxx-7x	95003-07001-70M <95003-07003-70M> <95003-07008-70M>	4,0	7,0	1 3 8
95003-08xxx-1x	95003-08001-10M <95003-08003-10M> <95003-08008-10M>	4,5	6,5	1 3 8
95003-09xxx-3x	95003-09001-60M <95003-09003-60M>	4,5	8,0	1 3
95003-09xxx-60	95003-09001-60M <95003-09003-60M>	4,5	8,0	1 3
95003-10xxx-1x	95003-10001-10M <95003-10003-10M>	5,0	8,0	1 3
95003-10xxx-20	95003-10001-10M <95003-10003-10M>	5,0	8,0	1
95003-10xxx-3x	95003-10001-60M <95003-10003-60M>	5,0	8,0	1 3
95003-10xxx-60	95003-10001-60M <95003-10003-60M>	5,0	8,0	1 3
95003-11xxx-3x	95003-11001-60M <95003-11003-60M> <95003-11008-60M>	5,0	9,0	1 3 8
95003-11xxx-60	95003-11001-60M <95003-11003-60M> <95003-11008-60M>	5,0	9,0	1 3 8
95003-12xxx-1x	95003-12001-10M <95003-12003-10M> <95003-12008-10M>	5,0	7,0	1 3 8
95003-12xxx-20	95003-12001-10M <95003-12003-10M> <95003-12008-10M>	5,0	7,0	1 3 8

Pipa vinyl				
No. part standar	No. part borongan	Part borongan		
		Diameter dalam (mm)	Diameter luar (mm)	Panjang (m)
95003-14xxx-1x	95003-14001-10M <95003-14003-10M>	6,0	9,0	1 3
95003-14xxx-20	95003-14001-10M <95003-14003-10M>	6,0	9,0	1 3
95003-14xxx-3x	95003-14001-60M <95003-14003-60M>	6,0	9,0	1 3
95003-17xxx-1x	95003-17001-10M <95003-17003-10M>	7,0	9,0	1 3
95003-19xxx-1x	95003-19001-10M <95003-19003-10M> <95003-19008-10M>	7,0	11,0	1 3 8
95003-19xxx-20	95003-19001-10M <95003-19003-10M> <95003-19008-10M>	7,0	11,0	1 3 8
95003-19xxx-3x	95003-19001-60M <95003-19003-60M> <95003-19008-60M>	7,0	11,0	1 3 8
95003-19xxx-60	95003-19001-60M <95003-19003-60M> <95003-19008-60M>	7,0	11,0	1 3 8
95003-21xxx-1x	95003-21001-10M <95003-21003-10M>	8,0	9,0	1
95003-21xxx-20	95003-21001-10M <95003-21003-10M>	6,0	9,0	1 3
95003-23xxx-1x	95003-23001-10M <95003-23003-10M>	8,0	12,0	1 3
95003-23xxx-20	95003-23001-10M <95003-23003-10M>	8,0	12,0	1 3
95003-23xxx-3x	95003-23001-60M <95003-23003-60M> <95003-23008-60M>	8,0	12,0	1 3 8
95003-23xxx-60	95003-23001-60M <95003-23003-60M> <95003-23008-60M>	8,0	12,0	1 3 8
95003-25xxx-1x	95003-25001-10M <95003-25003-10M>	9,0	11,0	1 3
95003-25xxx-20	95003-25001-10M <95003-25003-10M>	9,0	11,0	1 3
95003-25xxx-3x	95003-25001-60M <95003-25003-60M>	9,0	11,0	1 3
95003-25xxx-7x	95003-25001-70M <95003-25003-70M>	9,0	11,0	1 3
95003-27xxx-1x	95003-27001-10M <95003-27003-10M>	9,0	13,0	1 3
95003-27xxx-20	95003-27001-10M <95003-27003-10M>	9,0	13,0	1 3
95003-27xxx-3x	95003-27001-60M <95003-27003-60M>	9,0	13,0	1 3
95003-27xxx-60	95003-27001-60M <95003-27003-60M>	9,0	13,0	1 3
95003-33xxx-1x	95003-33001-10M <95003-33003-10M>	10,0	14,0	1 3
95003-33xxx-20	95003-33001-10M <95003-33003-10M>	10,0	14,0	1 3

Pipa vinyl				
No. part standar	No. part borongan	Part borongan		
		Diameter dalam (mm)	Diameter luar (mm)	Panjang (m)
95003-36xxx-1x	95003-36001-10M <95003-36003-10M> <95003-36008-10M>	11,0	13,0	1 3 8
95003-36xxx-20	95003-36001-10M <95003-36003-10M> <95003-36008-10M>	11,0	13,0	1 3 8
95003-37xxx-3x	95003-37001-60M <95003-37003-60M>	11,0	15,0	1 3
95003-37xxx-60	95003-37001-60M <95003-37003-60M>	11,0	15,0	1 3
95003-38xxx-1x	95003-38001-10M <95003-38003-10M>	12,0	13,0	1 3
95003-38xxx-20	95003-38001-10M <95003-38003-10M>	12,0	13,0	1 3
95003-39xxx-1x	95003-39001-10M <95003-39003-10M>	12,0	14,0	1 3
95003-39xxx-20	95003-39001-10M <95003-39003-10M>	12,0	14,0	1 3
95003-40xxx-20	95003-40001-10M <95003-40003-10M>	12,0	16,0	1 3
95003-40xxx-3x	95003-40001-60M <95003-40003-60M>	12,0	16,0	1 3
95003-40xxx-60	95003-40001-60M <95003-40003-60M>	12,0	16,0	1 3
95003-43xxx-1x	95003-43001-10M <95003-43003-10M> <95003-43008-10M>	13,0	15,0	1 3 8
95003-43xxx-20	95003-43001-10M <95003-43003-10M> <95003-43008-10M>	13,0	15,0	1 3 8
95003-45xxx-1x	95003-45001-10M <95003-45003-10M> <95003-45008-10M>	14,0	18,0	1 3 8
95003-45xxx-20	95003-45001-10M <95003-45003-10M> <95003-45008-10M>	14,0	18,0	1 3 8
95003-50xxx-1x	95003-50001-10M <95003-50003-10M>	16,0	19,0	1 3
95003-50xxx-20	95003-50001-10M <95003-50003-10M>	16,0	19,0	1 3
95003-50xxx-3x	95003-50001-60M <95003-50003-60M>	16,0	19,0	1 3
95003-55xxx-1x	95003-55001-10M <95003-55003-10M>	17,5	20,5	1 3
95003-55xxx-20	95003-55001-10M <95003-55003-10M>	17,5	20,5	1 3
95003-60xxx-1x	95003-60001-10M <95003-60003-10M>	22,0	27,0	1 3
95003-60xxx-20	95003-60001-10M <95003-60003-10M>	22,0	27,0	1 3
95003-60xxx-3x	95003-60001-60M <95003-60003-60M>	22,0	27,0	1 3
95003-60xxx-60	95003-60001-60M <95003-60003-60M>	22,0	27,0	1 3

Selang pemakaian umum			
No. part standar	No. part borongan	Part borongan	
		Diameter dalam (mm)	Panjang (m)
95005-11xxx-3x	95005-11001-30M	11,0	1
95005-11xxx-5x	95005-11001-50M	11,0	1
95005-12xxx-1x	95005-12001-10M <95005-12003-10M>	12,0	1 3
95005-12xxx-2x	95005-12001-20M	12,0	1
95005-12xxx-3x	95005-12001-30M	12,0	1
95005-12xxx-5x	95005-12001-50M	12,0	1
95005-14xxx-1x	95005-14001-10M	14,0	1
95005-14xxx-2x	95005-14001-20M <95005-14003-20M>	14,0	1 3
95005-14xxx-3x	95005-14001-30M	14,0	1
95005-14xxx-5x	95005-14001-50M	14,0	1
95005-17xxx-1x	95005-17001-10M	17,0	1
95005-17xxx-2x	95005-17001-20M	17,0	1
95005-17xxx-3x	95005-17001-30M	17,0	1
95005-17xxx-5x	95005-17001-50M	17,0	1
95005-30xxx-3x	95005-30001-30M	3,0	1
95005-30xxx-5x	95005-30001-50M	3,0	1
95005-35xxx-1x	95005-35001-10M <95005-35003-10M> <95005-35008-10M>	3,5	1 3 8
95005-35xxx-2x	95005-35001-20M	3,5	1
95005-35xxx-3x	95005-35001-30M	3,5	1
95005-35xxx-4x	95005-35001-10M <95005-35003-10M> <95005-35008-10M>	3,5	1 3 8
95005-35xxx-5x	95005-35001-50M	3,5	1
95005-45xxx-1x	95005-45001-10M <95005-45003-10M> <95005-45008-10M>	4,5	1 3 8
95005-45xxx-2x	95005-45001-20M	4,5	1
95005-45xxx-3x	95005-45001-30M	4,5	1

Selang pemakaian umum			
No. part standar	No. part borongan	Part borongan	
		Diameter dalam (mm)	Panjang (m)
95005-45xxx-4x	95005-45001-10M <95005-45003-10M> <95005-45008-10M>	4,5	1 3 8
95005-45xxx-5x	95005-45001-50M	4,5	1
95005-50xxx-3x	95005-50001-30M <95005-50003-30M>	5,0	1 3
95005-50xxx-5x	95005-50001-50M	5,0	1
95005-55xxx-1x	95005-55001-10M <95005-55003-10M> <95005-55008-10M>	5,3	1 3 8
95005-55xxx-2x	95005-55001-20M <95005-55003-20M>	5,3	1 3
95005-55xxx-4x	95005-55001-10M <95005-55003-10M> <95005-55008-10M>	5,3	1 3 8
95005-65xxx-1x	95005-65001-10M <95005-65003-10M>	6,5	1 3
95005-65xxx-2x	95005-65001-20M	6,5	1
95005-70xxx-3x	95005-70001-30M <95005-70003-30M>	7,0	1 3
95005-70xxx-5x	95005-70001-50M	7,0	1
95005-75xxx-1x	95005-75001-10M <95005-75003-10M>	7,3	1 3
95005-75xxx-2x	95005-75001-20M	7,3	1
95005-80xxx-1x	95005-80001-10M <95005-80003-10M>	8,0	1 3
95005-80xxx-2x	95005-80001-20M	8,0	1
95005-80xxx-3x	95005-80001-30M	8,0	1
95005-80xxx-5x	95005-80001-50M	8,0	1
95005-91xxx-3x	95005-91001-30M	12,0	1
95005-91xxx-5x	95005-91001-50M	12,0	1
95005-92xxx-3x	95005-92001-30M	12,0	1
95005-92xxx-5x	95005-92001-50M	12,0	1

CATATAN: X ditampilkan untuk mewakili angka yang dihilangkan dan huruf-huruf alfabet romawi.

**HATI-HATI : BERBAHAYA sekali apabila selang bahan bakar tertukar dengan selang pemakaian umum atau selang vinyl.**

Jangan sekali-kali menggunakan selang pemakaian umum atau selang vinyl sebagai pengganti selang bahan bakar atau sebaliknya. Selalu pakai nomor part borongan yang tepat pada parts catalog, mengikuti service manual atau instruksi-instruksi yang menyertai part borongan.

• **Nomor part borongan untuk selang bahan bakar, selang pemakaian umum dan selang vinyl.**

(Contoh)

9 5 0 0 1 - 7 5 0 0 1 - 5 0 M

Nomor part borongan: Menunjuk ke part borongan.

Kode penandaan (tipe selang): (selang bahan bakar dan selang pemakaian umum).

Ubah kode (untuk selang tambahan): (Selang vinyl)

• Menunjukkan tanda nomor atau urutan perubahan, namun, kode untuk part borongan harus benar- benar 0 (nol).

Tipe kode:

Selang bahan bakar 2: Kepangan merah di luar (dia. dalam 3 mm saja)  
 5: Kepangan hitam di dalam  
 3: Merah (dia. dalam 3 mm saja)  
 4: Abu-abu dengan garis merah (dia. dalam 3 mm saja)  
 6: Hitam

Selang vinyl 1: Tembus pandang  
 2: Hitam  
 3: Merah muda  
 6: Merah muda  
 7: Hitam pucat

Selang umum 1: Abu-abu  
 2: Abu-abu  
 3: Hitam  
 5: Hitam

Panjang: 001: 1 m (standard)  
 003: 3 m  
 008: 8 m

Kode D.D.: (selang bahan bakar dan selang pemakaian umum)

30: 3,0 mm	11: 11 mm
35: 3,5 mm	91: 12 mm (dia. luar 15) mm
45: 4,5 mm	92: 12 mm (dia. luar 16) mm
50: 5,0 mm	12: 12 mm (dia. luar 17) mm
55: 5,3 mm, 5,5 mm	14: 14 mm
65: 6,5 mm	17: 17 mm
70: 7,0 mm	
75: 7,3 mm, 7,5 mm	
80: 8,0 mm	

Kode D.D./D.L.: (selang vinyl)

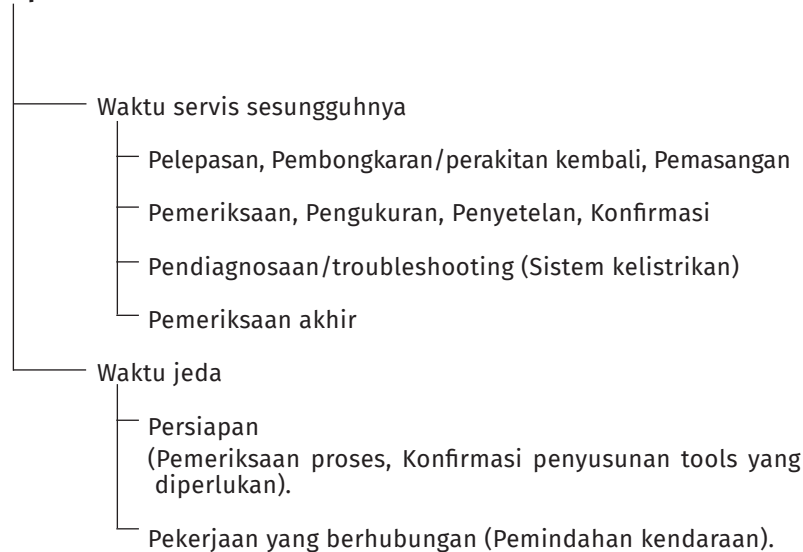
01: D.D. 2,9	D.L. 6,8 mm	14: D.D. 6,0	D.L. 9,0 mm	37: D.D. 11,0	D.L. 15,0 mm
03: D.D. 3,0	D.L. 6,0 mm	17: D.D. 7,0	D.L. 9,0 mm	38: D.D. 12,0	D.L. 13,0 mm
05: D.D. 3,5	D.L. 6,5 mm	19: D.D. 7,0	D.L. 11,0 mm	39: D.D. 12,0	D.L. 14,0 mm
07: D.D. 4,0	D.L. 7,0 mm	21: D.D. 8,0	D.L. 9,0 mm	40: D.D. 12,0	D.L. 16,0 mm
08: D.D. 4,5	D.L. 6,5 mm	23: D.D. 8,0	D.L. 12,0 mm	43: D.D. 13,0	D.L. 15,0 mm
09: D.D. 4,5	D.L. 8,0 mm	25: D.D. 9,0	D.L. 11,0 mm	45: D.D. 14,0	D.L. 18,0 mm
12: D.D. 5,0	D.L. 7,0 mm	27: D.D. 9,0	D.L. 13,0 mm	50: D.D. 16,0	D.L. 19,0 mm
10: D.D. 5,0	D.L. 8,0 mm	33: D.D. 10,0	D.L. 14,0 mm	55: D.D. 17,5	D.L. 20,5 mm
11: D.D. 5,0	D.L. 9,0 mm	36: D.D. 11,0	D.L. 13,0 mm	60: D.D. 22,0	D.L. 27,0 mm

Tipe selang: 1: Selang bahan bakar  
 3: Selang vinyl  
 5: Selang umum

## FLAT RATE SERVICE TIME

Flat rate service time (FRT) adalah waktu standar yang diperlukan untuk menyervis sebuah sepeda motor/skuter, yang terdaftar di dalam parts catalog ini untuk membantu AHASS mengontrol proses kerja yang sesungguhnya dan menghitung biaya servis dengan memakai FRT sebagai patokan.

### Sistem penentuan FRT



\* Waktu jeda ditentukan dengan mengalikan waktu servis sesungguhnya dengan koefisien tertentu.

### Metode Penulisan

Bagian-bagian yang diservis yang diperlihatkan di dalam teks yang tercantum dengan waktu pekerjaan part-part yang diganti sebagai subyeknya. Bagian-bagian lain yang diservis yang tidak menggunakan penggantian parts (pelepasan/pemasangan, penyetelan, pemeriksaan/pengukuran, dan pekerjaan lain) tercantum secara bersama pada bagian pendahuluan yang digolongkan menurut jenis pekerjaan.

### Standar penentuan FRT

- Sistem desimal (dalam satuan 0,1) dipakai untuk menentukan FRT oleh karena mudah untuk menghitung upah.  
Contoh: (0,1) → 6 menit, (0,2) → 12 menit  
 $[\text{Ongkos jasa per jam}] \times [\text{FRT}] = [\text{Upah}]$
- FRT ditentukan dengan tool (perkakas) tangan.
- Bagian-bagian yang diservis dan FRT dapat berubah tergantung pada pengembangan tools dan peralatan servis serta perbaikan pada prosedur servis.

**Prosedur kerja**

- Oleh karena prosedur kerja ditentukan berdasarkan waktu kerja dengan metode kerja yang diuraikan di dalam Buku Pedoman Reparasi, pakailah Buku ini sebagai pegangan.
- Pekerjaan servis yang memerlukan waktu singkat harus tetap memperhatikan keamanan pekerjaan dan garansi dari sepeda motor/skuter dalam penentuan bagian-bagian yang diservis yang tidak dimuat di dalam Buku Pedoman Reparasi.
- Pada dasarnya pekerjaan dilakukan oleh satu orang, dan apabila diperlukan dua atau lebih orang untuk mengerjakannya, penentuan waktu kerja dilakukan sebagai waktu total untuk sejumlah orang tersebut.
- Nilai yang ditentukan untuk tingkat kemampuan seorang pekerja adalah tiga tahun pengalaman dalam perbaikan kendaraan-kendaraan Honda sebagai standar.
- Special tools dan peralatan servis yang dipakai dalam penentuan FRT adalah yang ditentukan atau dianjurkan di dalam Buku Pedoman Reparasi.

**Bagian yang diservis yang tidak ada FRTnya**

- Aksesori dan parts yang diservis yang tidak terdaftar di dalam parts catalog ini.
- Lokasi-lokasi yang mengalami sedikit sekali pemburukan kondisi atau kerusakan dalam pemakaian normal.
- Pekerjaan servis yang dapat diselesaikan dengan sekali sentuh.
- Pekerjaan servis yang jarang sekali dilakukan (yaitu yang jarang sekali mengalami masalah dan frekuensi servis).
- \* Jika FRT tidak tercantum, hitunglah upah kerja berdasarkan perkiraan waktu kerja sesungguhnya.

**Pekerjaan yang tidak ada FRTnya**

- Pembuangan oli dan cairan coolant, Waktu tunggu untuk pemanasan mesin dan sebagainya.
- Pekerjaan tambahan yang meliputi pelepasan/pemasangan perlengkapan luar yang standar.
- Waktu tidak langsung untuk melakukan servis dengan mendatangi pembeli sepeda motor/skuter, tukar tambah, dan pengiriman sepeda motor/skuter.
- Waktu tidak langsung yang diperlukan untuk pemesanan dan penyerahan parts.
- Ongkos untuk bahan perekat, grease, dsb. yang dipakai untuk pekerjaan servis.

**Penjelasan FRT dengan menggunakan contoh  
(Contoh mungkin berbeda dari item yang tercantum)**

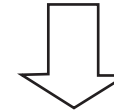
No. Ref.	L.O.N.	(Nomor ref. relatif) Deskripsi	F.R.T.
1	111118	(1, 3, 4, 7) CAMSHAFT ..... 4.5	2
3	111118A	6 • Termasuk: Penyetelan renggang klep Ganti rocker arm tambahkan ..... 1.0	5

- ① No. Referensi dari gambar part yang menunjukkan lokasi kerja untuk penggantian.
- ② FRT adalah singkatan dari Flat Rate Time menunjukkan waktu servis standar yang dibutuhkan untuk penggantian.
- ③ LON adalah singkatan dari Labor Operation Number, yaitu klasifikasi dari item servis dengan kode unit kerja.  
Kode kerja yang sama digunakan tidak tergantung dari model.  
Pengerjaan standar ditandai dengan kode 6 digit, dan pengerjaan tambahan ditandai dengan kode 7 digit.
- ④ Menyatakan penggantian camshaft dan FRT4,5.
- ⑤ Menyatakan bahwa FRT1,0 akan ditambahkan jika pekerjaan tambahan (penggantian rocker arm) dilakukan sehubungan dengan penggantian camshaft.

- ⑥ Menyatakan isi pekerjaan yang termasuk di dalam bagian yang diservis.
- ⑦ Menyatakan No. referensi yang pekerjaan dan waktunya adalah sama dengan FRT4,5 untuk camshaft.  
(Daerah jangkauan aplikasi terbatas pada bagian-bagian yang diservis tanpa penentuan LON di dalam blok yang sama)

**Cara mencari bagian yang diservis dengan memakai contoh  
(penggantian camshaft)**

Buka ke halaman blok dimana gambar spare part camshaft diperlihatkan.



Carilah gambar camshaft, dan carilah bagian yang diservis dan FRT yang sesuai dengan No. referensi.





Tanda penunjuk untuk pencantuman bagian-bagian yang diservis yang terdapat lanjutan pada halaman berikutnya

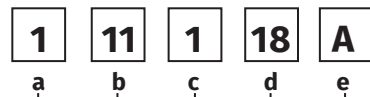
No. Ref.	L.O.N.	(Nomor ref. relatif) Deskripsi	F.R.T.
2	111118	CAMSHAFT .....	4,5
	.	.	.
	.	.	.

+  
Tanda yang diperlihatkan pada baris terakhir.

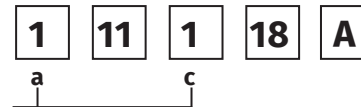
Blok yang tidak ada penentuan FRT

No. Ref.	L.O.N.	(Nomor ref. relatif) Deskripsi	F.R.T.
<b>TIDAK ADA INFORMASI</b> .....			

• Sistem kode LON



- a) Kode golongan ..... Mesin
- b) Kode lokasi/fungsi .... Bagian atas mesin
- c) Kode pekerjaan ..... Ganti
- d) Nomor urutan pekerjaan (Kode unit dapat diperlihatkan dengan abjad) ..... camshaft (Tidak ada aturan kode tetap)
- e) Kode tambahan ..... Ganti rocker arm (Tidak ada aturan kode tetap)



a) Kode kategori dan klasifikasi

Kode	Kategori
1	Mesin
2	Transmisi
3	Bahan bakar & Pembuangan gas
4	Rangka & Badan
5	Kemudi/Suspensi
6	Kelistrikan
7	Roda/Rem
8	Alat pengontrol/instrumen
9	-
0	-

c) Kode pekerjaan dan klasifikasi

Kode	Kategori pekerjaan
1	Ganti, Pelepasan/Pemasangan, Ganti
2	Overhaul
3	Setel, Balans
4	(Pekerjaan yang berhubungan dengan pengecatan: Lapisan-atas)
5	Test, Pemeriksaan/diagnosa, Pengukuran, Pemeriksaan
6	(Pekerjaan yang berhubungan dengan overhaul: Rebore = korter)
7	(Pekerjaan yang berhubungan dengan overhaul: Reseal = perapatan kembali)
8	(Resurface = Pembentukan kembali permukaan)
9	(Pekerjaan yang berhubungan dengan pengecatan: Refinish = perhalus permukaan)
0	Perbaiki, Pembersihan, Pembuangan angin palsu

Bagian utama yang diservis tanpa memakai spare parts  
 Pelepasan/Pemasangan, Penyetelan, Pemeriksaan/Pengukuran, Pekerjaan lain  
 (E: Mesin, F: Rangka)

**\* PEKERJAAN LAIN SELAIN PENGGANTIAN PARTS**

• **Pelepasan/Pemasangan**

Set untuk konfigurasi dengan parts dilepaskan dari kendaraan.

	LON	DESKRIPSI	FRT
E	1101E5	<b>MEMIRINGKAN ASSY., MESIN - PELEPASAN/PEMASANGAN</b> TERMASUK: Semua penyetelan yang diperlukan	1,8
	3111D5	<b>ASSY., THROTTLE BODY - PELEPASAN/PEMASANGAN</b>	0,8
	1101E6	<b>PEMISAHAN CRANKCASE</b> TERMASUK: Penurunan dan pemasangan mesin	3,3

• **Penyetelan**

	LON	DESKRIPSI	FRT
E	3143A0	<b>PUTARAN STASIONER - PENYETELAN</b>	0,1
	2123A0	<b>KOPLING - PENYETELAN</b> TERMASUK: Penyetelan handel kopling	0,1
	6143A1	<b>BUSI - PENYETELAN/PEMBERSIHAN</b>	0,1
	1113A0	<b>JARAK RENGANG KLEP - PENYETELAN</b> CATATAN: Untuk 1 kendaraan	0,3
F	6163A0	<b>LAMPU DEPAN - MENGARAHKAN</b>	0,1
	2133A0	<b>RANTAI RODA - PENYETELAN</b>	0,1
	3113A3	<b>PENGOPERASIAN GAS - PENYETELAN</b>	0,2

• **Pemeriksaan/Pengukuran**

	LON	DESKRIPSI	FRT
E	1115A0	<b>TEKANAN KOMPRESI - PENGUKURAN</b>	0,2
	6145A0	<b>WAKTU PENGAPIAN - PEMERIKSAAN</b>	0,2
F	6105A0	<b>BATTERY - PENGISIAN</b> TERMASUK: Jika tipe battery basah, periksa level elektrolit & pengisian	0,2

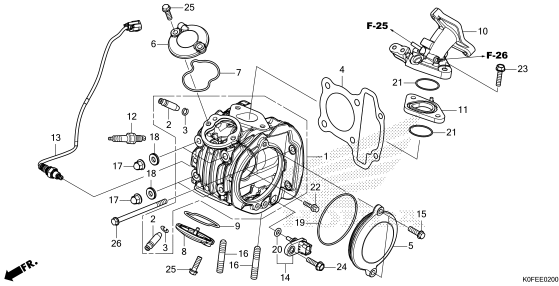
• **Pekerjaan lain**

	LON	DESKRIPSI	FRT
E	1130A1	<b>SARINGAN KASA OLI - PEMBERSIHAN</b>	0,5
F	7110A0	<b>REM DEPAN - PEMBUANGAN UDARA PALSU</b>	0,2
	7110A1	<b>REM BELEKANG - PEMBUANGAN UDARA PALSU</b>	0,2
	3115A3	<b>ECM INITIALIZE LEARNING</b>	0,1
	6155A1	<b>REGISTRASI REMOTE TRANSMITTER ATAU INTEGRATED IGNITION KEY</b>	0,1
	6185A0	<b>UPDATE ECM/PCM</b>	0,2

# KELOMPOK MESIN

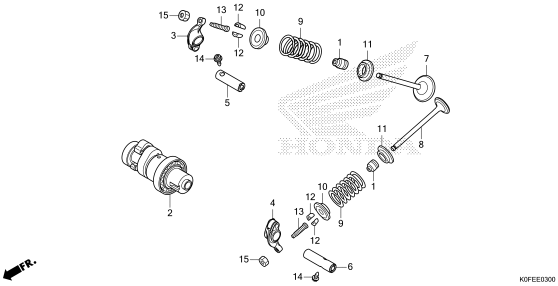
E-2

CYLINDER HEAD



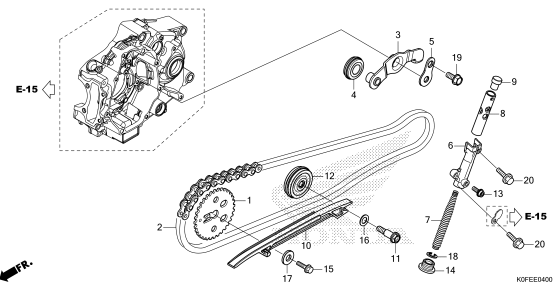
E-3

CAMSHAFT/VALVE



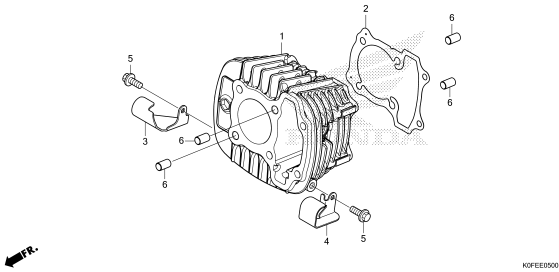
E-4

CAM CHAIN/TENSIONER



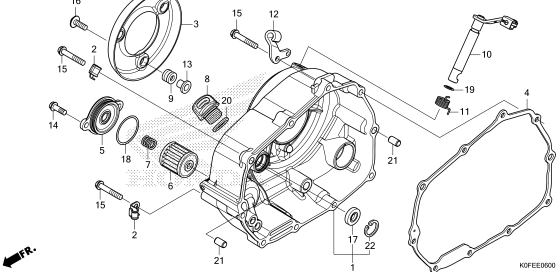
E-5

CYLINDER



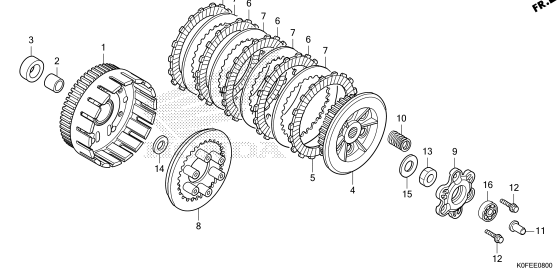
E-6

RIGHT CRANKCASE COVER



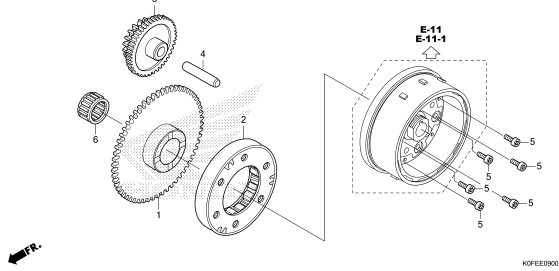
E-8

CLUTCH



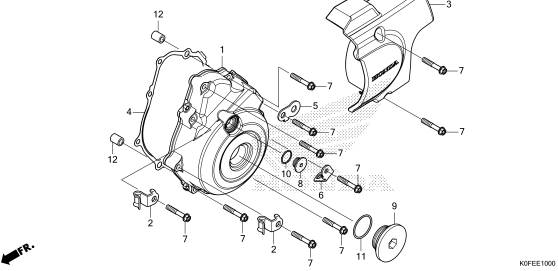
E-9

STARTING CLUTCH



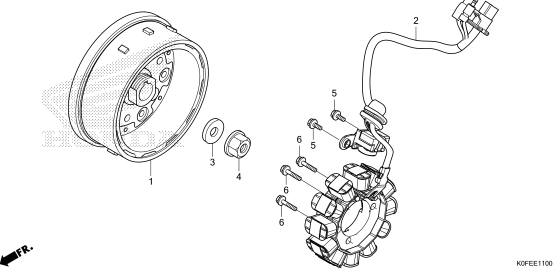
E-10

LEFT CRANKCASE COVER



E-11

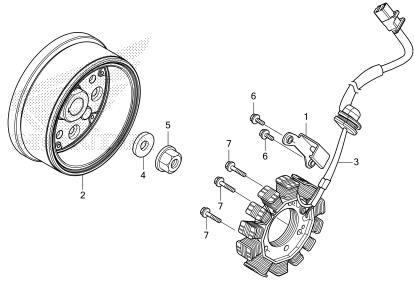
GENERATOR/FLYWHEEL(1)



# KELOMPOK MESIN

E-11-1

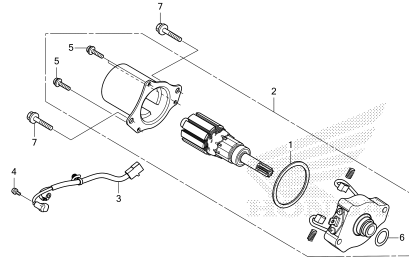
GENERATOR/FLYWHEEL(2)



KOFEE101

E-13

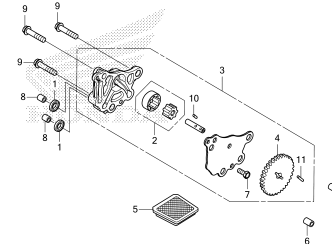
STARTER MOTOR



KOFEE130

E-14

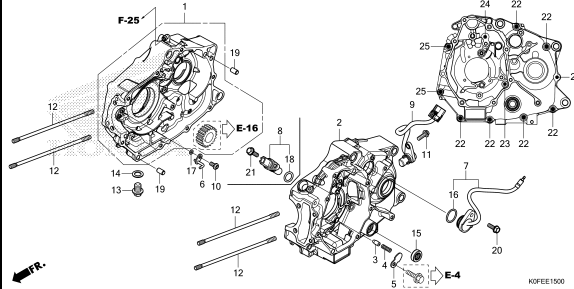
OIL PUMP



KOFEE140

E-15

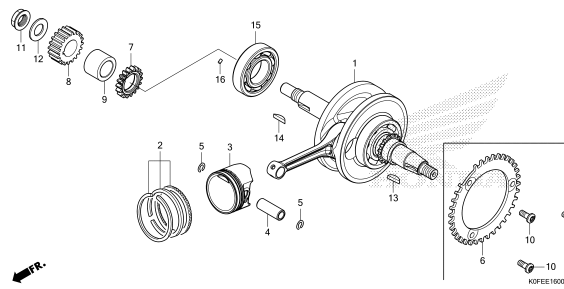
CRANKCASE



KOFEE150

E-16

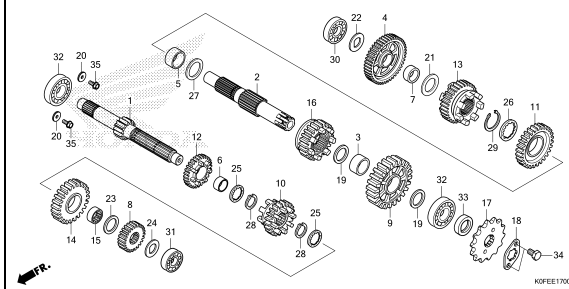
CRANKSHAFT/PISTON



KOFEE160

E-17

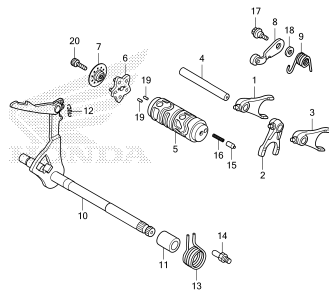
TRANSMISSION



KOFEE170

E-19

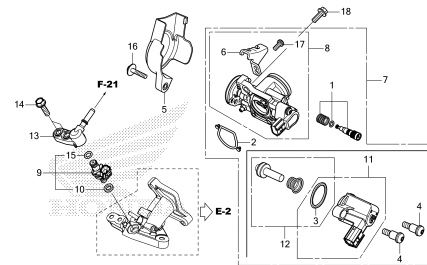
GEARSHIFT DRUM



KOFEE190

E-23

THROTTLE BODY



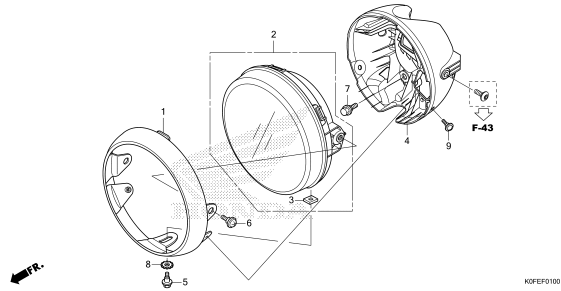
KOFEE230

2

# KELOMPOK RANGKA

F-1

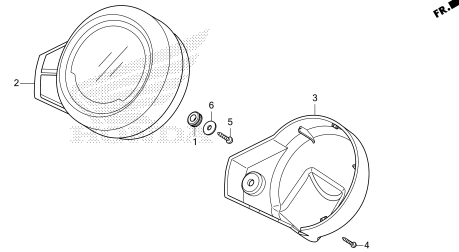
HEADLIGHT



KOFEF0100

F-2

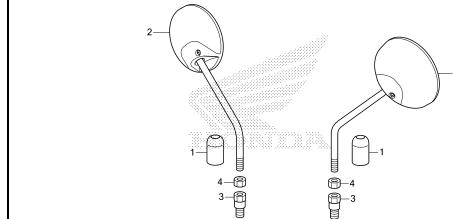
METER



KOFEF0200

F-3

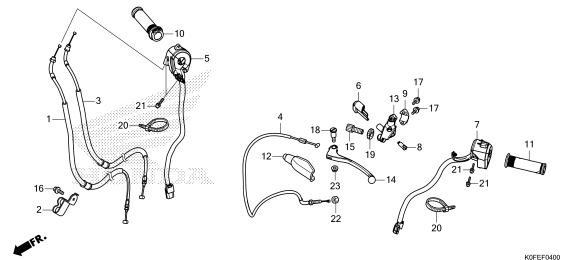
MIRROR



KOFEF0300

F-4

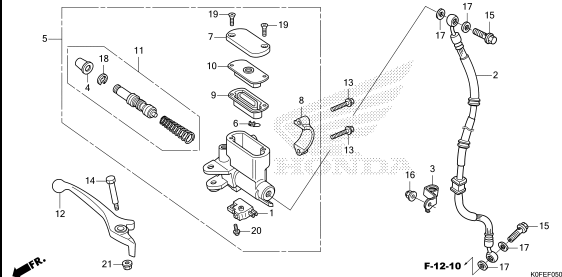
HANDLE LEVER/SWITCH/CABLE



KOFEF0400

F-5

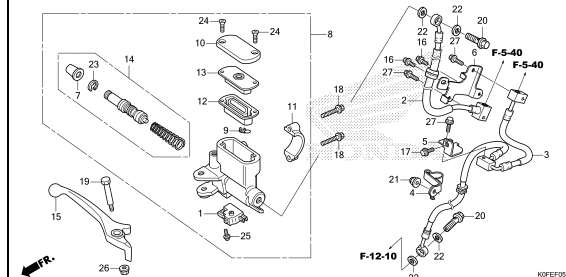
FRONT BRAKE MASTER CYLINDER(Z125M)



KOFEF0500

F-5-10

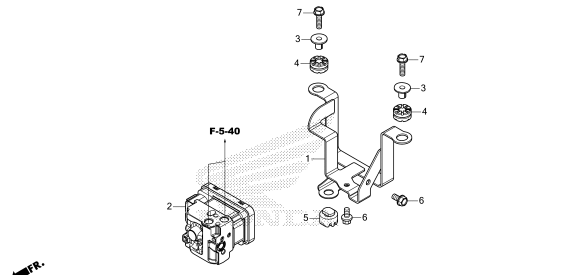
FRONT BRAKE MASTER CYLINDER(Z125MA)



KOFEF0510

F-5-20

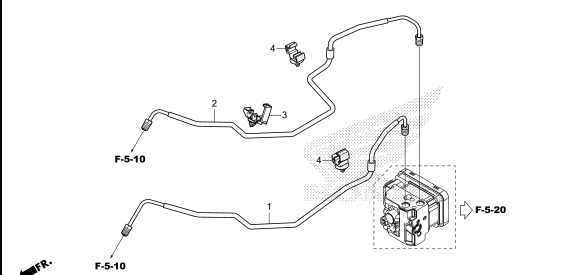
ABS MODULATOR



KOFEF0520

F-5-40

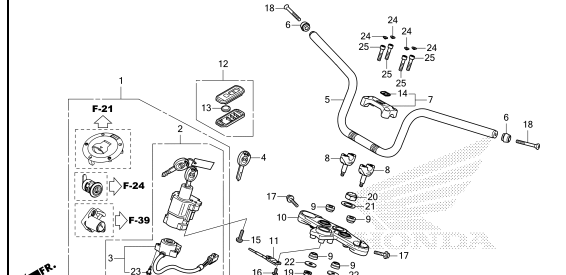
BRAKE PIPE



KOFEF0540

F-7

HANDLE PIPE

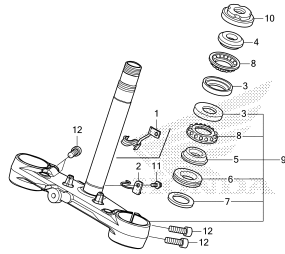


KOFEF0700

# KELOMPOK RANGKA

F-9

STEERING STEM

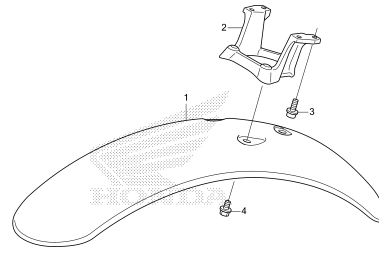


FR.

KOFEF0900

F-10

FRONT FENDER

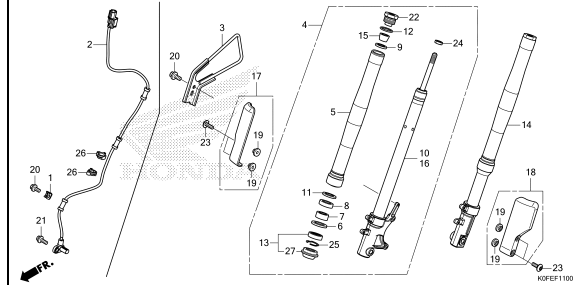


FR.

KOFEF1000

F-11

FRONT FORK

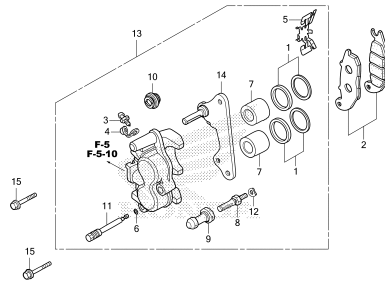


FR.

KOFEF1100

F-12-10

FRONT BRAKE CALIPER

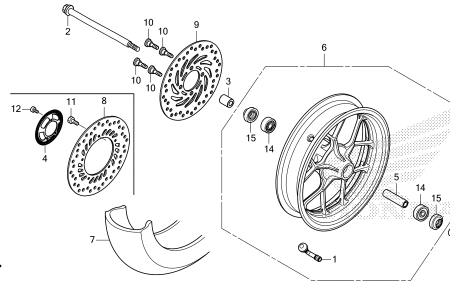


FR.

KOFEF1210

F-14-40

FRONT WHEEL

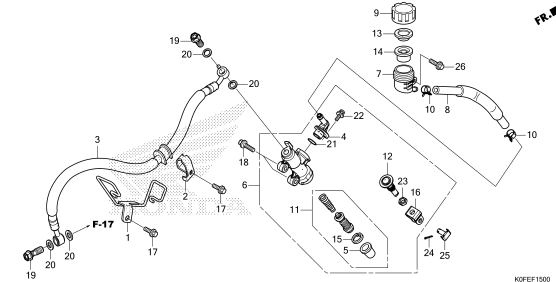


FR.

KOFEF1400

F-15

REAR BRAKE MASTER CYLINDER

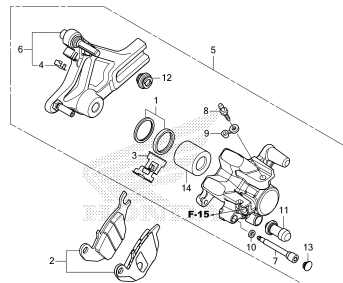


FR.

KOFEF1500

F-17

REAR BRAKE CALIPER

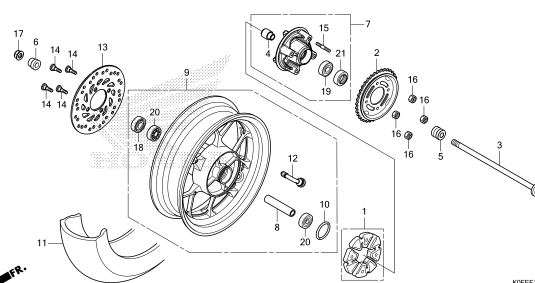


FR.

KOFEF1700

F-19-40

REAR WHEEL

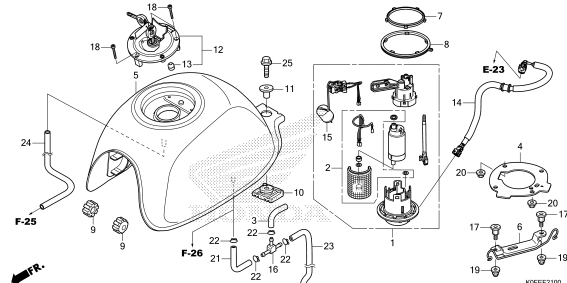


FR.

KOFEF1900

F-21

FUEL TANK



FR.

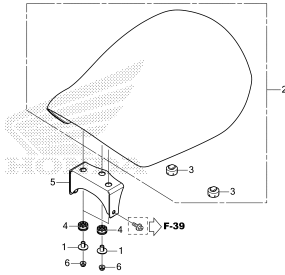
KOFEF2100

3

# KELOMPOK RANGKA

F-23

SEAT

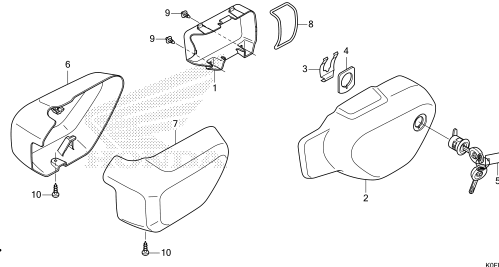


FR.

KOFEF2300

F-24

SIDE OUTER COVER

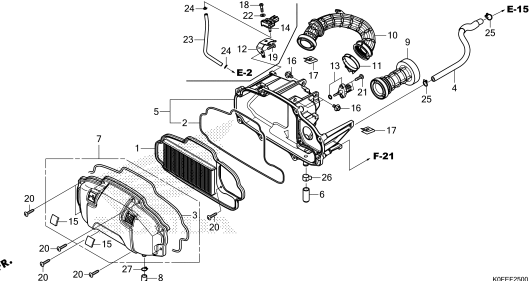


FR.

KOFEF2400

F-25

AIR CLEANER

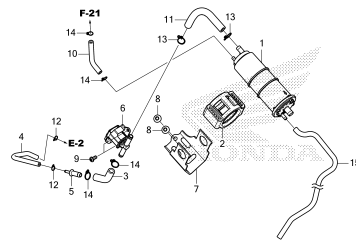


FR.

KOFEF2500

F-26

CANISTER

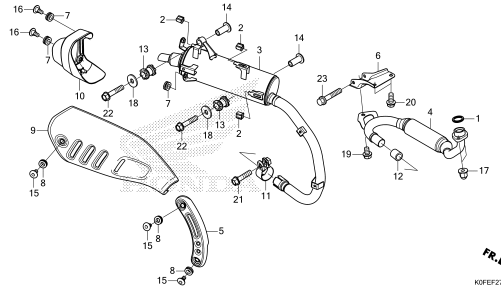


FR.

KOFEF2600

F-27

EXHAUST MUFFLER

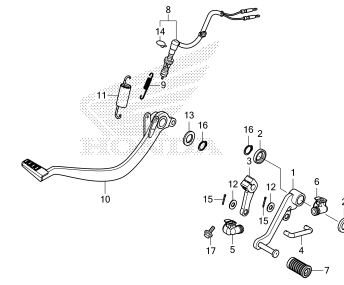


FR.

KOFEF2700

F-29

PEDAL

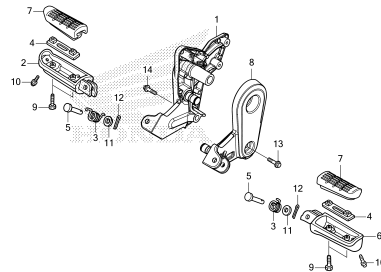


FR.

KOFEF2900

F-30

STEP

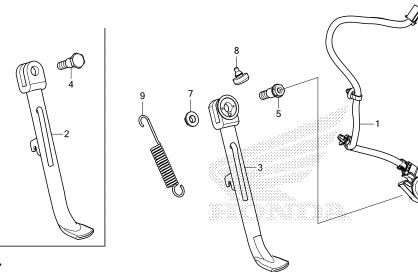


FR.

KOFEF3000

F-31

STAND

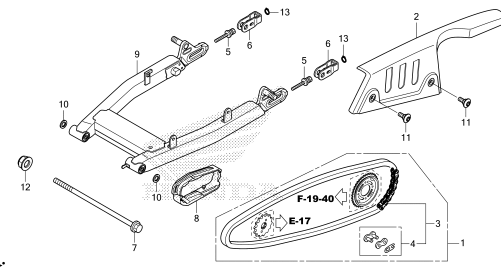


FR.

KOFEF3100

F-32

SWINGARM



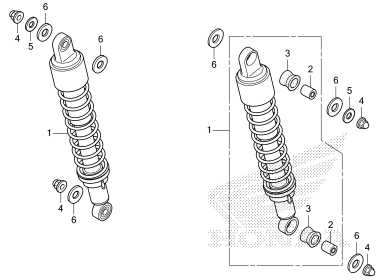
FR.

KOFEF3200

# KELOMPOK RANGKA

F-33

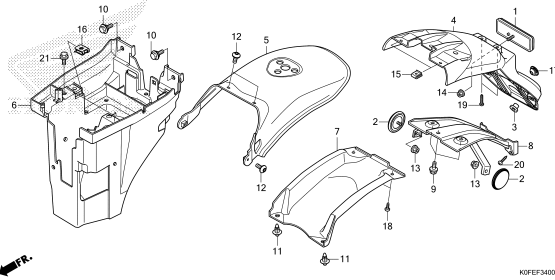
REAR CUSHION



KOFEF3300

F-34

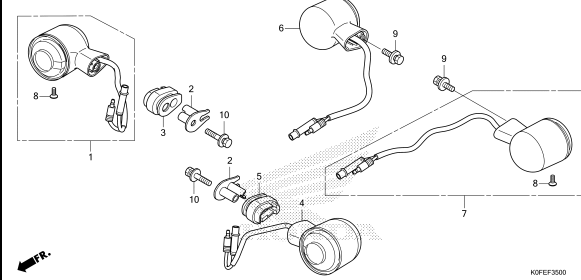
REAR FENDER



KOFEF3400

F-35

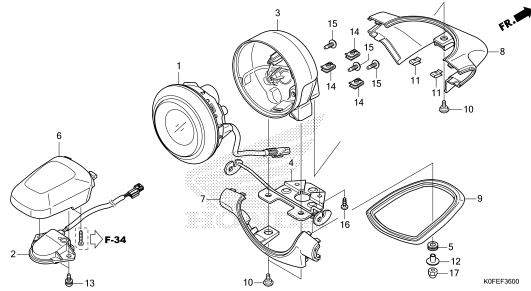
WINKER



KOFEF3500

F-36

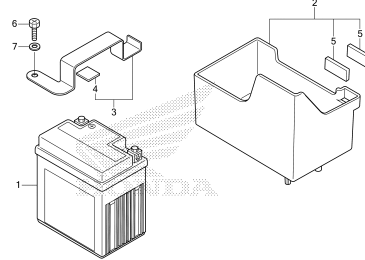
TAILLIGHT



KOFEF3600

F-37

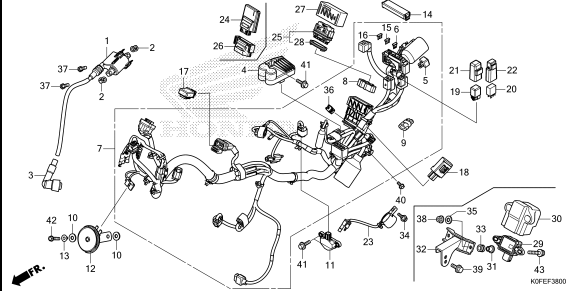
BATTERY



KOFEF3700

F-38

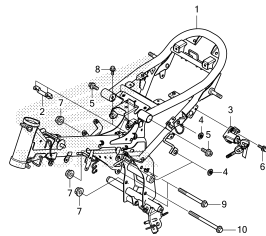
WIRE HARNESS



KOFEF3800

F-39

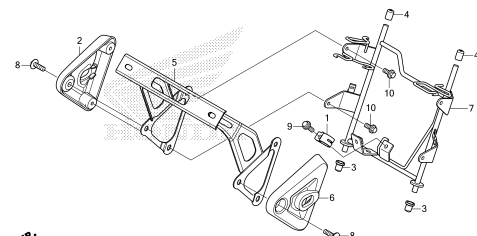
FRAME BODY



KOFEF3900

F-43

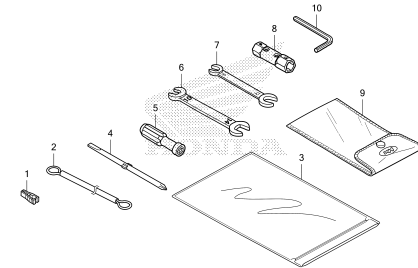
HEADLIGHT BRACKET



KOFEF4300

F-48

TOOLS



KOFEF4800

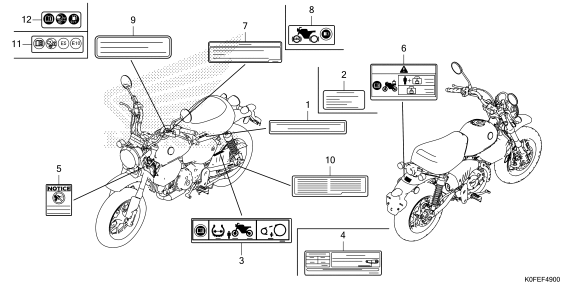
3



# KELOMPOK RANGKA

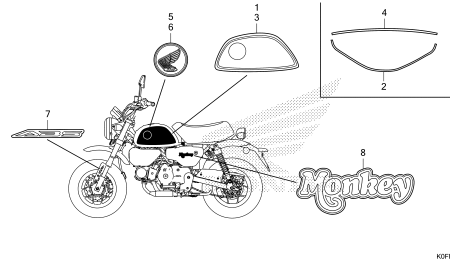
F-49

CAUTION LABEL



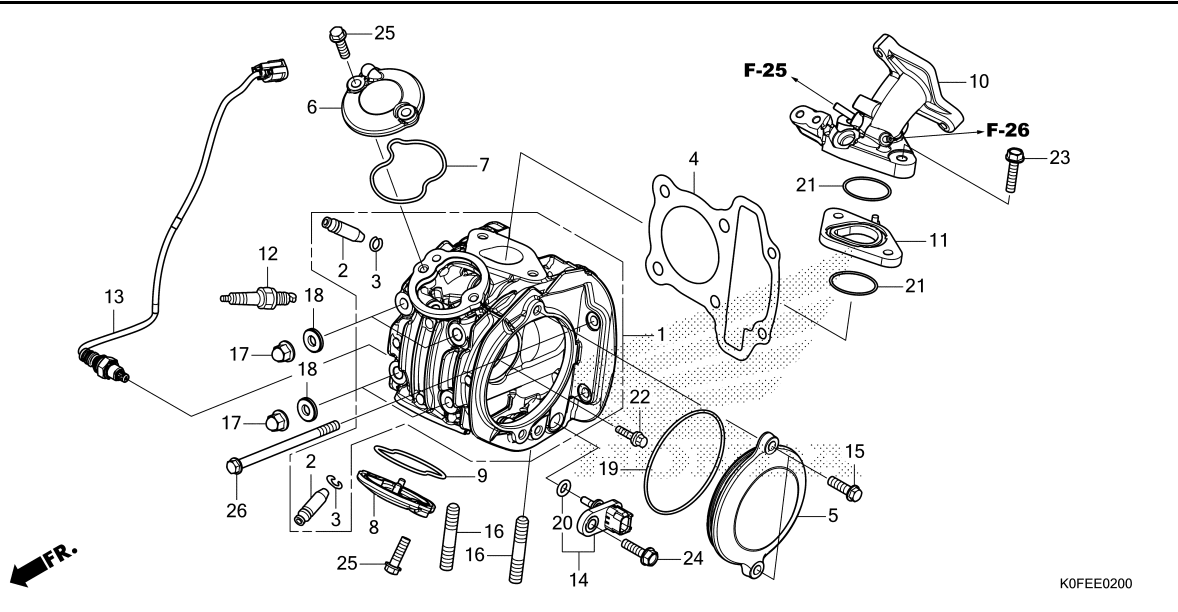
F-50

MARK/STRIPE



# E-2

# CYLINDER HEAD



KOFEE0200

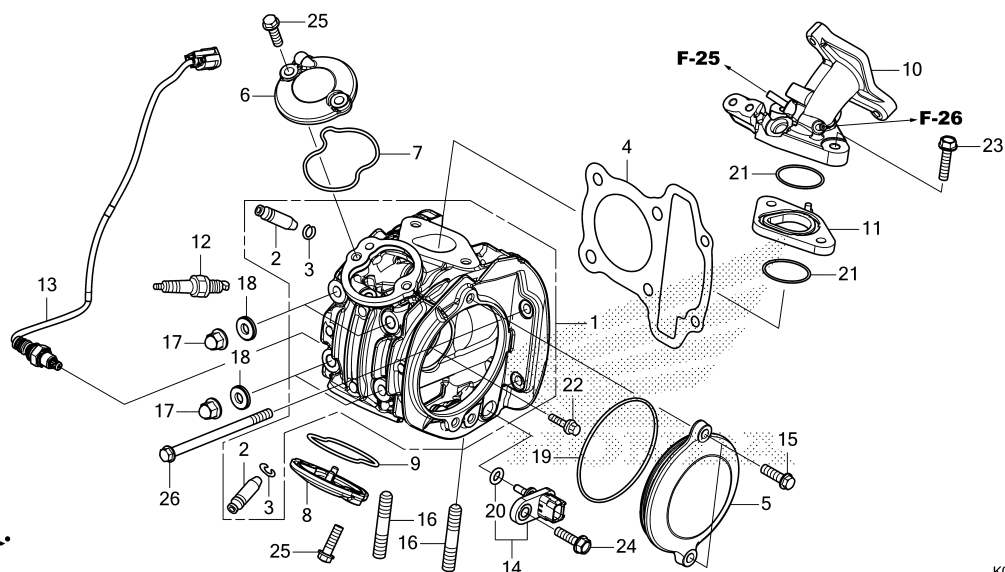
Ref. No.	L.O.N.	(Relative ref. Number) Description	F.R.T.
1	111106	HEAD, CYLINDER ..... .INCLUDES: Valve adjust and reface	2.2
2	1111L9	GUIDE, INTAKE VALVE(ONE) ..... .INCLUDES: Reaming .INCLUDES: Valve adjust and reface	2.3
	1111M0	GUIDE, EXHAUST VALVE(ONE) ..... .INCLUDES: Reaming .INCLUDES: Valve adjust and reface	2.3
	1111M9	GUIDE, VALVE :FOR 1 VEHICLE .. .INCLUDES: Reaming .INCLUDES: Valve adjust and reface	2.6
4	111115	GASKET, CYLINDER HEAD ..... (19)	1.2
5	1111D0	COVER, CYLINDER HEAD SIDE :LEFT ..... (7)	0.1
6	1111HU	TAPPET ADJUSTING COVER AND/OR PACKING :INTAKE ..... (9)	0.1
8	1111HV	TAPPET ADJUSTING COVER AND/OR PACKING :EXHAUST ..... (9)	0.1
+			

Ref. No.	Part No.	Description	Reqd. QTY		Serial No.	Parts catalogue code
			Z125 M N	MA N		
1	12200-K0G-T20	HEAD COMP., CYLINDER.....	1	1		
2	12204-K0J-P00	GUIDE, VALVE(O.S.).....	2	2		
3	12206-K0J-N00	CLIP, VALVE GUIDE.....	2	2		
4	12251-K26-G01	GASKET, CYLINDER HEAD.....	1	1		
	12252-K26-G00	GASKET, CYLINDER HEAD (0.75/1.00)	-	(1)	-----	2IN, IN, U
5	12341-K0G-T20	COVER, L. CYLINDER HEAD SIDE ..	1	1		
6	12361-K0G-T20	COVER, IN. TAPPET HOLE.....	1	1		
7	12365-K1M-T00	GASKET, IN. TAPPET HOLE COVER	1	1		
8	12371-K0G-T20	COVER, EX. TAPPET HOLE.....	1	1		
9	12375-K1M-T00	GASKET, EX. TAPPET HOLE COVER	1	1		
10	17110-K0F-A60	PIPE COMP., IN. ....	1	-		
	17110-K0F-D70	.....	-	1	-----	2ED, 2FO, 2KO, ED, FO, KO
	17111-K26-G00	PIPE, IN. ....	-	1	-----	2IN, IN, U
11	17119-K26-G00	INSULATOR, IN. PIPE.....	1	1		
12	31917-KWB-601	PLUG, SPARK(CPR7EA-9S)(NGK) ..	1	1		
13	36532-K0F-T61	SENSOR, OXYGEN.....	1	1	-----	2IN, 2V, IN, U, V
	36533-K0F-D71	SENSOR, AIR FUEL RATIO.....	-	1	-----	2ED, 2FO, 2KO, ED, FO, KO
14	37750-K0J-N21	SENSOR ASSY., OIL TEMPERATURE (MITSUBISHI)	1	1		
15	90002-K0G-T20	BOLT, FLANGE, 6X20.....	2	2		
16	90004-K1M-T00	BOLT, STUD, 8X32.....	2	2		
17	90201-K1M-T00	NUT, CAP, 7MM.....	4	4		
18	90443-GGN-J00	WASHER A, SEALING, .....	4	4		
19	91301-PH8-005	O-RING, 74.5X2.5(NOK).....	1	1		
20	91304-K0J-N21	O-RING.....	1	1		



# E-2

# CYLINDER HEAD



KOFEE0200

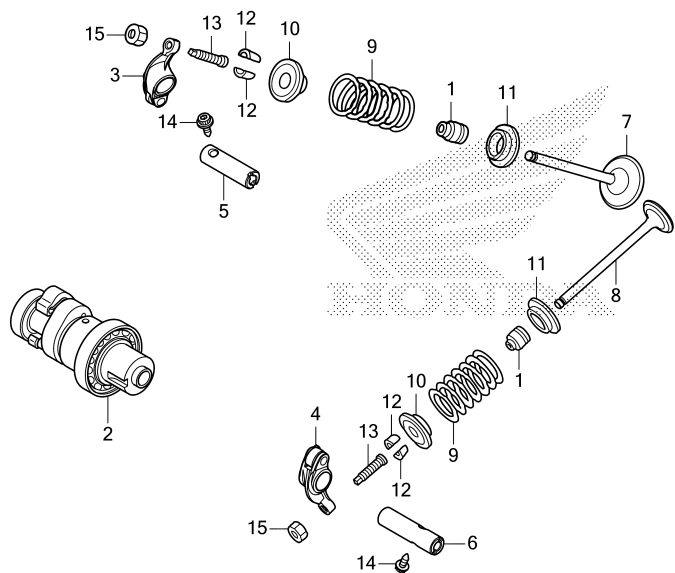
Ref. No.	L.O.N.	(Relative ref. Number) Description	F.R.T.
+ 8	1111HW	TAPPET ADJUSTING COVER AND/OR PACKING :FOR 1 VEHICLE .....	0.1
10	111107	MANIFOLD, INTAKE .....	0.8
11	311131	INSULATOR, THROTTLE BODY/ CARBURETOR .....	0.7
12	614130	PLUG, SPARK .....	0.2
13	617121	SENSOR, OXYGEN .....	0.3
14	617151	SENSOR, OIL TEMPERATURE .....	0.2

Ref. No.	Part No.	Description	Reqd. QTY		Serial No.	Parts catalogue code
			Z125 M N	MA N		
21	91304-K1M-T00	O-RING, 31.5X2.4 .....	2	2		
22	93404-06012-00	BOLT-WASHER, 6X12 .....	1	1		
23	95701-06028-00	BOLT, FLANGE, 6X28 .....	2	2		
24	96001-06016-00	BOLT, FLANGE, 6X16 .....	1	1		
25	96001-06020-00	BOLT, FLANGE, 6X20 .....	4	4		
26	96001-06095-00	BOLT, FLANGE, 6X95 .....	2	2		

2

# E-3

# CAMSHAFT/VALVE



FR.

KOFEE0300

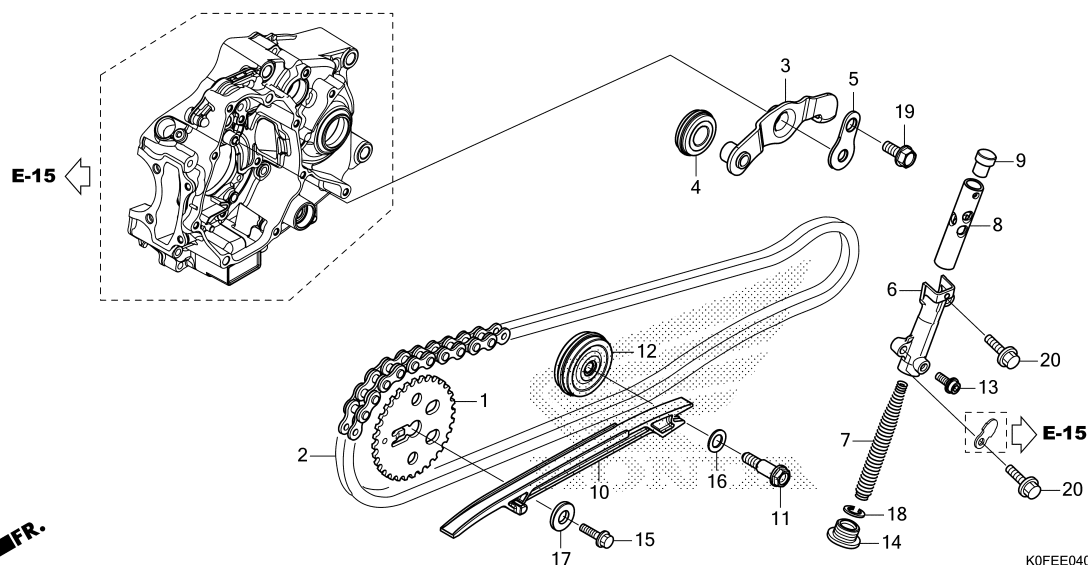
Ref. No.	L.O.N.	(Relative ref. Number) Description	F.R.T.
2	111118	CAMSHAFT ..... .INCLUDES: Valve adjustment (5)	1.7
3	1111K8	ARM, INTAKE VALVE ROCKER(ONE) .INCLUDES: Valve adjustment (6)	1.5
4	1111K9	ARM, EXHAUST VALVE ROCKER(ONE) .INCLUDES: Valve adjustment (6)	1.5
	1111L8	ARM, VALVE ROCKER :FOR 1 VEHICLE .....	1.5
7	1111N0	VALVE, INTAKE(ONE) ..... .INCLUDES: Refacing	1.8
8	1111N1	VALVE, EXHAUST(ONE) ..... .INCLUDES: Refacing	1.8
	1111P0	VALVE :FOR 1 VEHICLE ..... .INCLUDES: Refacing (1,10,11,12)	2.0
9	1111P2	INTAKE VALVE SPRING AND/OR STEM SEAL(ONE) .....	1.6
	1111P3	EXHAUST VALVE SPRING AND/OR STEM SEAL(ONE) .....	1.6
	1111Q2	VALVE SPRING AND/OR STEM SEAL :FOR 1 VEHICLE .....	1.7

Ref. No.	Part No.	Description	Reqd. QTY		Serial No.	Parts catalogue code
			Z125 M N	MA N		
1	12209-K1B-T01	SEAL, VALVE STEM.....	2	2		
2	14100-K1M-T00	CAMSHAFT COMP. ....	1	1		
3	14430-K0J-N00	ARM COMP., IN. VALVE ROCKER..	1	1		
4	14440-K1M-T00	ARM COMP., EX. VALVE ROCKER..	1	1		
5	14451-K1M-T00	SHAFT, IN. ROCKER ARM.....	1	1		
6	14452-K1M-T00	SHAFT, EX. ROCKER ARM.....	1	1		
7	14711-K26-G00	VALVE, IN. ....	1	1		
8	14721-K26-G00	VALVE, EX. ....	1	1		
9	14751-K0N-D01	SPRING, VALVE(NHK SPRING)....	2	2		
10	14771-K1M-T00	RETAINER, VALVE SPRING.....	2	2		
11	14777-K0J-N00	SEAT, VALVE SPRING.....	2	2		
12	14781-MJE-D00	COTTER, VALVE.....	4	4		
13	90012-KWW-740	SCREW, TAPPET ADJUSTING.....	2	2		
14	90089-K1M-T00	BOLT, FLANGE SOCKET, 5X14....	2	2		
15	90206-001-000	NUT, TAPPET ADJUSTING.....	2	2		



# E-4

# CAM CHAIN/TENSIONER



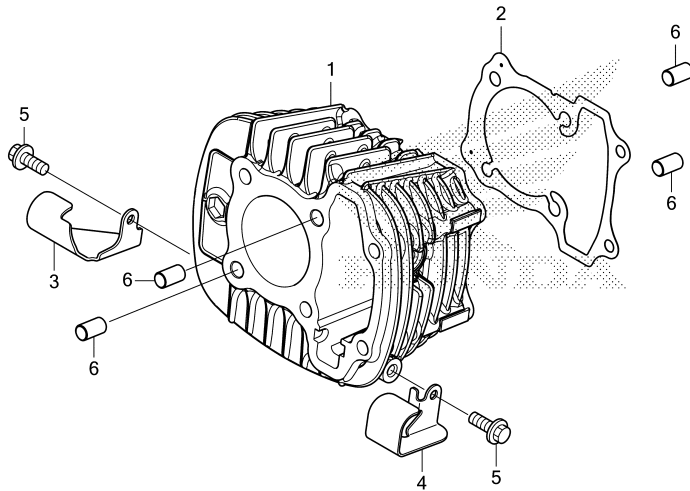
Ref. No.	L.O.N.	(Relative ref. Number) Description	F.R.T.
1	1111Q4	SPROCKET, CAM .....	0.6
2	110140	CHAIN, CAM .....	1.5
3	111151	ARM, CAM CHAIN TENSIONER .....	0.5
4	111148	ROLLER(S), CAM CHAIN TENSIONER (6,7,9)	0.5
8	1111Q3	ROD, CAM CHAIN TENSIONER PUSH	0.5
10	111139	GUIDE, CAM CHAIN .....	1.2
12	1111G4	ROLLER, CAM CHAIN GUIDE .....	1.3

Ref. No.	Part No.	Description	Reqd. QTY		Serial No.	Parts catalogue code
			Z125	MA		
1	14321-K1M-T00	SPROCKET, CAM(32T) .....	1	1		
2	14401-K1M-T01	CHAIN, CAM(RK-M)(25HDS-90LE) ..	1	1		
3	14500-K1M-T00	ARM COMP., CAM CHAIN TENSIONER	1	1		
4	14510-K1M-T01	ROLLER COMP., CAM CHAIN TENSIONER	1	1		
5	14515-K1M-T00	PLATE, TENSIONER ARM SETTING ..	1	1		
6	14521-K26-G00	TENSIONER, LIFTER BODY .....	1	1		
7	14541-GB4-681	SPRING, CAM CHAIN TENSIONER ..	1	1		
8	14550-K26-G00	ROD COMP., TENSIONER PUSH .....	1	1		
9	14566-086-030	HEAD, CAM CHAIN TENSIONER PUSH ROD	1	1		
10	14611-K1M-T00	GUIDE, CAM CHAIN .....	1	1		
11	14615-K1M-T00	PIN, GUIDE ROLLER .....	1	1		
12	14620-K1M-T01	ROLLER COMP., CAM CHAIN GUIDE	1	1		
13	90002-K1M-T00	BOLT, FLANGE SOCKET, 6X8 .....	1	1		
14	90081-K1M-T00	BOLT, CAP, 14MM .....	1	1		
15	90082-K1M-T00	BOLT, FLANGE, 8X22 .....	1	1		
16	90475-KWB-600	WASHER, 8MM .....	1	1		
17	90483-KWN-900	WASHER, 8MM .....	1	1		
18	90603-K1M-T00	CLIP, 12MM .....	1	1		
19	95701-06014-00	BOLT, FLANGE, 6X14 .....	1	1		
20	96001-06022-00	BOLT, FLANGE, 6X22 .....	2	2		

2

# E-5

# CYLINDER



←FR.

KOFEE0500

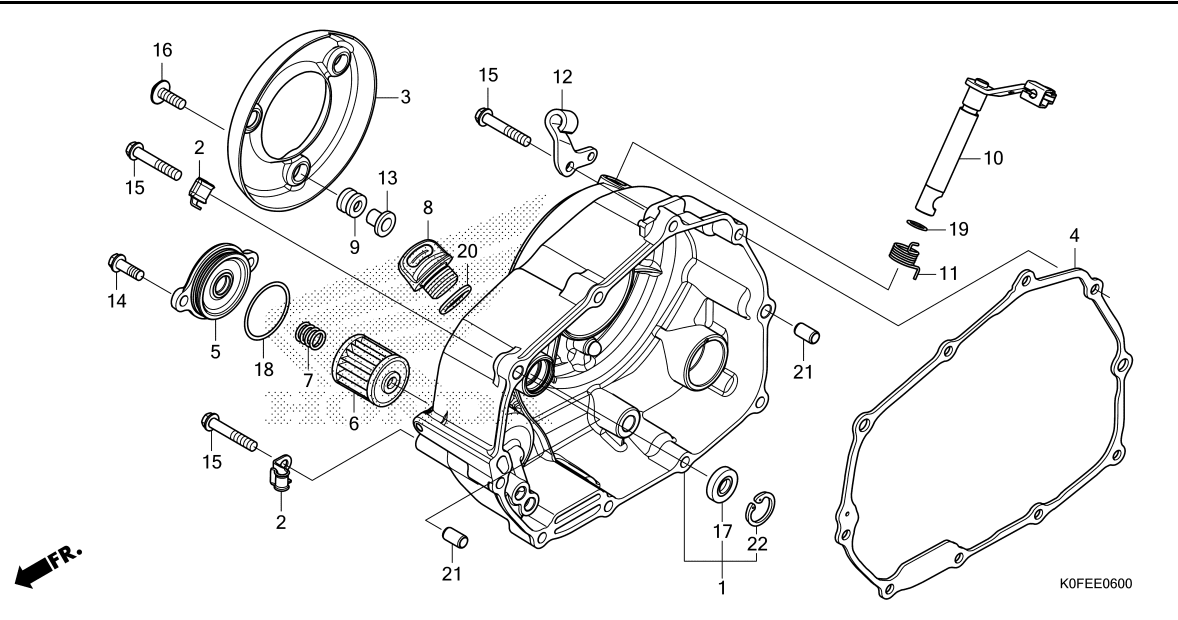
Ref. No.	L.O.N.	(Relative ref. Number) Description	F.R.T.
1	1111A5	CYLINDER .....	1.5
2	111102	GASKET, CYLINDER .....	1.4

Ref. No.	Part No.	Description	Reqd. QTY		Serial No.	Parts catalogue code
			Z125 M N	MA N		
1	12100-K0G-T20	CYLINDER COMP. ....	1	1		
2	12191-K1M-T02	GASKET, CYLINDER(NICHIAS)....	1	1		
3	36535-K26-G00	GUARD, OXYGEN SENSOR .....	1	1		
4	37751-K26-G00	GUARD, THERMOSTAT OIL .....	1	1		
5	90005-MGZ-J00	BOLT, FLANGE, 6X14(NSHF).....	2	2		
6	90701-KFM-900	DOWEL PIN, SPECIAL, 8X14 .....	4	4		

2

# E-6

# RIGHT CRANKCASE COVER



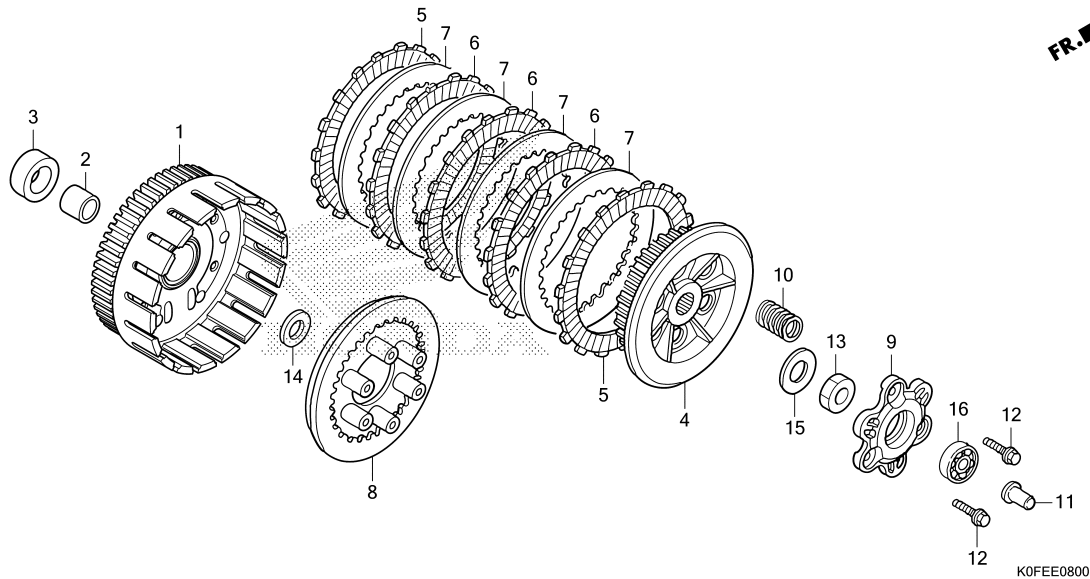
Ref. No.	L.O.N.	(Relative ref. Number) Description	F.R.T.
1	110159	COVER, CRANKCASE :RIGHT .....	0.7
3	1101N0	COVER, CRANKCASE OUTER :RIGHT	0.1
4	110158	GASKET, CRANKCASE COVER :RIGHT	0.5
6		(5,7,18)	
10	113127	ELEMENT, OIL FILTER .....	0.2
10		(11,19)	
10	2121A7	LEVER, CLUTCH .....	0.5
17	110130	OIL SEAL, CRANKSHAFT .....	0.6

Ref. No.	Part No.	Description	Reqd. QTY		Serial No.	Parts catalogue code
			Z125 M N	MA N		
1	11330-K0F-T60	COVER COMP., R. CRANKCASE .....	1	1		
2	11346-KTR-940	CLAMPER A, OIL TEMP SENSOR				
		CORD	2	2		
3	11371-K0F-T60	PROTECTOR, R. COVER .....	1	1		
4	11394-K1M-T02	GASKET, R. CRANKCASE COVER				
		(NICHIAS)	1	1		
5	15411-K0G-T20	COVER, OIL FILTER .....	1	1		
6	15412-MGS-D21	ELEMENT, OIL FILTER .....	1	1		
7	15414-MEB-670	SPRING, OIL FILTER .....	1	1		
8	15611-K0F-T00	CAP, OIL FILLER .....	1	1		
9	19639-GBC-000	RUBBER, MOUNTING .....	3	3		
10	22810-K26-G00	LEVER COMP., CLUTCH .....	1	1		
11	22815-166-000	SPRING, CLUTCH LEVER .....	1	1		
12	22821-K26-G00	RECEIVER, CLUTCH CABLE .....	1	1		
13	33715-GB0-900	COLLAR, TAILLIGHT SETTING .....	3	3		
14	90001-K0G-T20	BOLT, FLANGE, 6X18 .....	2	2		
15	90004-K0G-T20	BOLT, FLANGE, 6X35 .....	10	10		
16	90130-K26-900	SCREW, PAN, 6X18 .....	3	3		
17	91205-KF0-003	OIL SEAL, 12X20X5(ARAI) .....	1	1		
18	91302-PA9-003	O-RING, 39.8X2.2(ARAI) .....	1	1		
19	91305-K26-900	O-RING, 8.8X1.9 .....	1	1		
20	91307-KRM-840	O-RING, 18X3 .....	1	1		
21	94301-08140	DOWEL PIN, 8X14 .....	2	2		
22	94520-22000	CIRCLIP, INTERNAL, 22MM .....	1	1		



# E-8

# CLUTCH



Ref. No.	L.O.N.	(Relative ref. Number) Description	F.R.T.
1	2121A0	OUTER, CLUTCH .....	0.9
4	212112	CENTER, CLUTCH .....	1.1
6	2121A1	DISC, CLUTCH FRICTION .....	1.1
		.NOTE: Same time for two units or more	
8	2121A3	PLATE, CLUTCH PRESSURE .....	1.1
9	2121A4	PLATE, CLUTCH LIFTER .....	1.1
10	212107	SPRING, CLUTCH .....	1.1
		.NOTE: Same time for two units or more	
11	2121B6	ROD, CLUTCH LIFTER .....	0.5
16	2121B4	BEARING, CLUTCH LIFTER .....	0.6

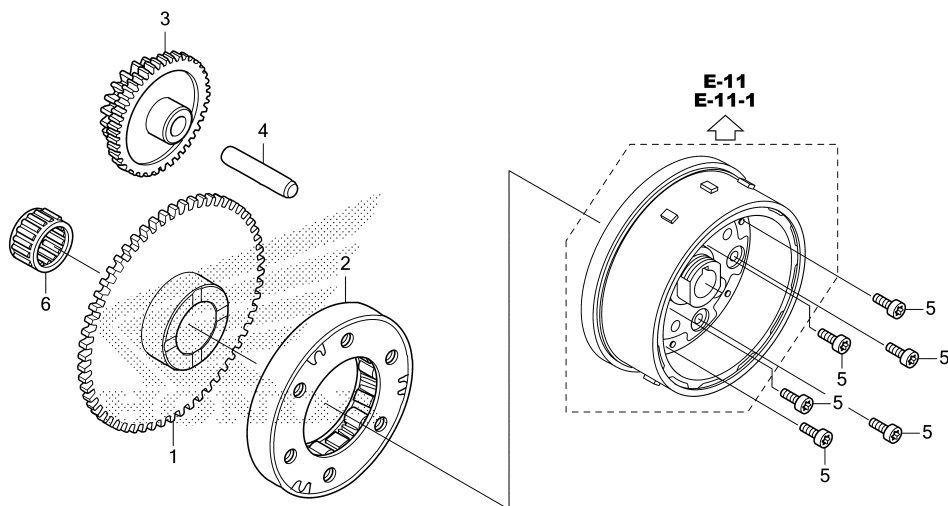
Ref. No.	Part No.	Description	Reqd. QTY		Serial No.	Parts catalogue code
			Z125 M N	MA N		
1	22100-K26-G02	OUTER COMP., CLUTCH(76T).....	1	1		
2	22115-KPH-900	GUIDE, CLUTCH OUTER.....	1	1		
3	22116-K26-G00	COLLAR, CLUTCH OUTER.....	1	1		
4	22121-K26-G01	CENTER, CLUTCH.....	1	1		
5	22201-KPH-900	DISK, CLUTCH FRICTION.....	2	2		
6	22204-K26-G01	DISK B, CLUTCH FRICTION.....	3	3		
7	22321-KE8-000	PLATE, CLUTCH.....	4	4		
8	22350-KPH-900	PLATE, CLUTCH PRESSURE.....	1	1		
9	22361-K1M-T01	PLATE, CLUTCH LIFTER.....	1	1		
10	22401-KPH-900	SPRING, CLUTCH.....	6	6		
11	22847-K26-900	ROD, CLUTCH LIFTER.....	1	1		
12	90050-KPH-900	BOLT, SPECIAL FLANGE, 6X20...	3	3		
13	90204-KYJ-900	NUT, HEX., 14MM.....	1	1		
14	90403-KPH-900	WASHER, THRUST, 17MM.....	1	1		
15	90432-KPT-A00	WASHER, 14.2X26X3.....	1	1		
16	96100-62000-00	BEARING, RADIAL BALL, 6200...	1	1		





E-9

STARTING CLUTCH



KOFEE0900

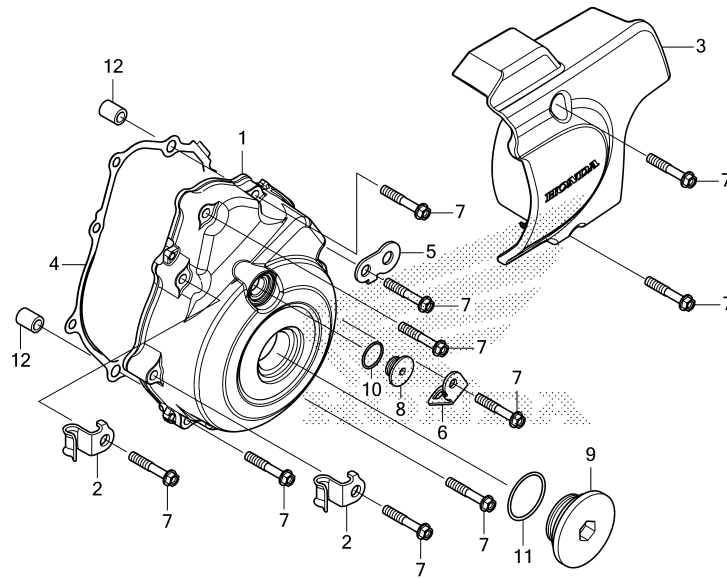
Ref. No.	L.O.N.	(Relative ref. Number) Description	F.R.T.
1	612120	(6) GEAR, STARTER DRIVEN .....	0.5
2	6121A2	CLUTCH, STARTING ONE WAY .....	0.6
3	612125	GEAR, STARTER REDUCTION .....	0.3

Ref. No.	Part No.	Description	Reqd. QTY		Serial No.	Parts catalogue code
			Z125 M N	MA N		
1	28111-K1M-T00	GEAR, STARTER DRIVEN(56T).....	1	1		
2	28120-KWB-921	CLUTCH ASSY., ONE WAY (KYUSHU MUSASHI SEIMITSU)	1	1	-----	2ED, 2FO, 2KO, 2V, ED, FO, KO, U, V
	28120-KPH-701	CLUTCH ASSY., ONE WAY(EXEDY)·	-	1	-----	2IN, IN
3	28131-K26-G00	GEAR, STARTER REDUCTION (13T/58T)	1	1		
4	28132-K1M-T00	SHAFT, REDUCTION GEAR .....	1	1		
5	90085-KRM-850	BOLT, SOCKET, 6MM .....	6	6		
6	91011-KWW-741	BEARING, NEEDLE, 21X27X18(NTN)	1	1		

2

# E-10

# LEFT CRANKCASE COVER

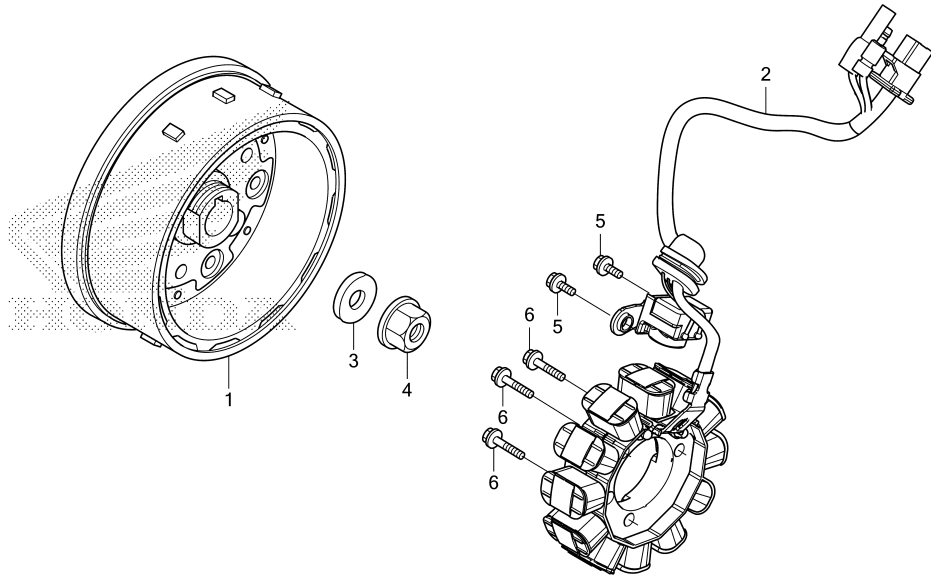


Ref. No.	L.O.N.	(Relative ref. Number) Description	F.R.T.
1	1101A6	COVER, CRANKCASE :LEFT .....	0.4
3	1101B0	COVER, CRANKCASE :LEFT REAR ..	0.1
4	1101A3	GASKET, CRANKCASE COVER :LEFT	0.3

Ref. No.	Part No.	Description	Reqd. QTY		Serial No.	Parts catalogue code
			Z125 M N	MA N		
1	11341-K0F-T60	COVER, L. CRANKCASE .....	1	1		
2	11346-KTR-940	CLAMPER A, OIL TEMP SENSOR				
		CORD	2	2		
3	11360-K0F-T60	COVER ASSY., L. RR. ....	1	1		
4	11395-K1M-T02	GASKET, L. CRANKCASE COVER (NICHIAS)	1	1		
5	32157-MJM-D00	STAY, HARNESS CLIP .....	1	1	-----	2ED, 2FO, 2KO, 2V, ED, FO, KO, U, V
6	35711-K0F-D70	STAY, SIDE STAND SWITCH .....	1	1	-----	2ED, 2FO, 2KO, 2V, ED, FO, KO, U, V
7	90004-K0G-T20	BOLT, FLANGE, 6X35 .....	10	10		
8	90084-K0F-T00	CAP, 14MM .....	1	1		
9	90087-K0F-T00	CAP, 30MM .....	1	1		
10	91308-KVR-C00	O-RING, 13.8X2.5 .....	1	1		
11	91356-KWV-000	O-RING, 30MM .....	1	1		
12	94301-08140	DOWEL PIN, 8X14 .....	2	2		

# E-11

# GENERATOR/FLYWHEEL(1)



K0FEE1100

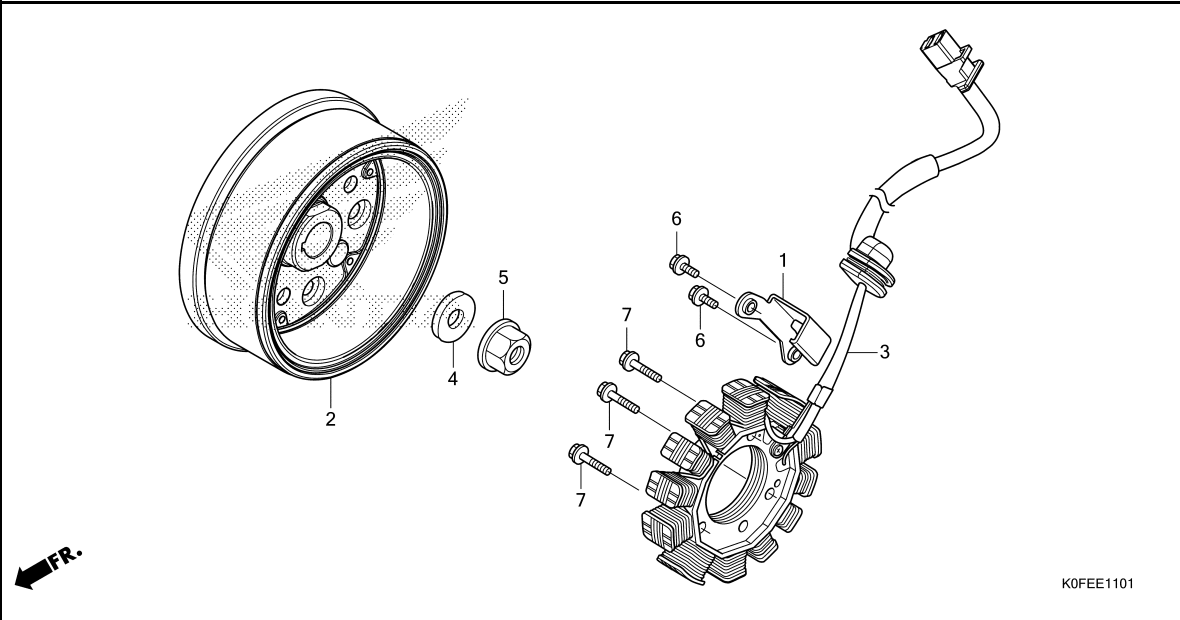
Ref. No.	L.O.N.	(Relative ref. Number) Description	F.R.T.
1	613105	ROTOR OR FLYWHEEL .....	0.6
2	6131A3	STATOR .....	0.6

Ref. No.	Part No.	Description	Reqd. QTY		Serial No.	Parts catalogue code
			Z125 M N	MA N		
1	31110-K26-G01	FLYWHEEL COMP. ....	1	1	-----	2IN,2V,IN,U,V
2	31120-K0F-T61	STATOR COMP. ....	1	1	-----	2IN,2V,IN,U,V
3	90439-KWZ-900	WASHER, 12X24X2.3 .....	1	1	-----	2IN,2V,IN,U,V
4	94050-12000	NUT, FLANGE, 12MM .....	1	1	-----	2IN,2V,IN,U,V
5	96001-06016-00	BOLT, FLANGE, 6X16 .....	2	2	-----	2IN,2V,IN,U,V
6	96001-06022-00	BOLT, FLANGE, 6X22 .....	3	3	-----	2IN,2V,IN,U,V

2

# E-11-1

# GENERATOR/FLYWHEEL(2)



Ref. No.	L.O.N.	(Relative ref. Number) Description	F.R.T.
2	613105	ROTOR OR FLYWHEEL .....	0.6
3	6131A3	STATOR .....	0.6

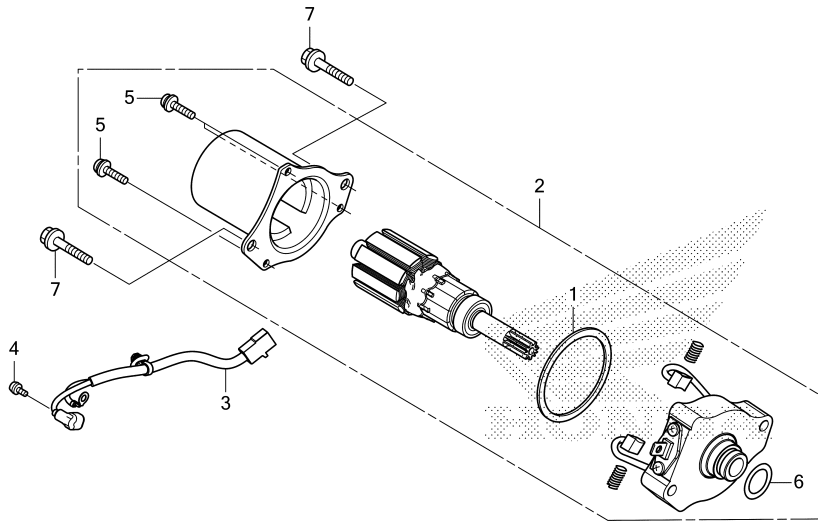
←FR.

2

Ref. No.	Part No.	Description	Reqd. QTY		Serial No.	Parts catalogue code
			Z125 M N	MA N		
1	31101-K26-G80	GUIDE, CORD(ACG).....	-	1	-----	2ED,2FO,2KO,ED,FO,KO
2	31110-K26-G81	FLYWHEEL COMP.....	-	1	-----	2ED,2FO,2KO,ED,FO,KO
3	31120-K0G-D21	STATOR COMP.....	-	1	-----	2ED,2FO,2KO,ED,FO,KO
4	90439-KWZ-900	WASHER, 12X24X2.3.....	-	1	-----	2ED,2FO,2KO,ED,FO,KO
5	94050-12000	NUT, FLANGE, 12MM.....	-	1	-----	2ED,2FO,2KO,ED,FO,KO
6	96001-06016-00	BOLT, FLANGE, 6X16.....	-	2	-----	2ED,2FO,2KO,ED,FO,KO
7	96001-06025-00	BOLT, FLANGE, 6X25.....	-	3	-----	2ED,2FO,2KO,ED,FO,KO

# E-13

# STARTER MOTOR



FR.

K0FEE1300

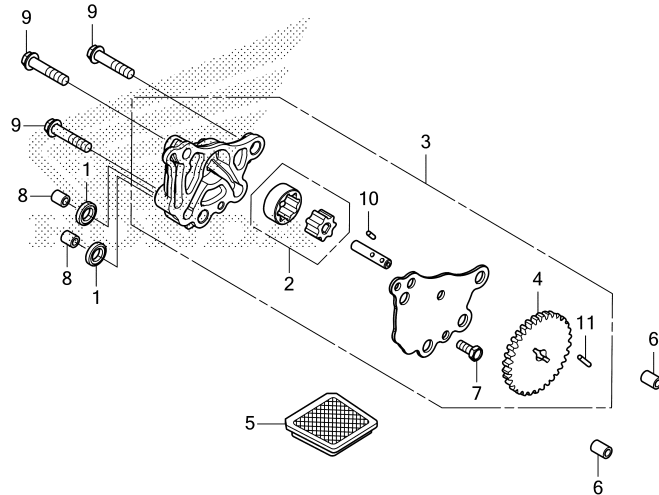
Ref. No.	L.O.N.	(Relative ref. Number) Description	F.R.T.
2		(6) MOTOR, STARTING .....	0.4
3		612115 CABLE, STARTER MOTOR .....	0.3

Ref. No.	Part No.	Description	Reqd. QTY		Serial No.	Parts catalogue code
			Z125 M N	MA N		
1	31206-GFC-771	PACKING .....	1	1		
2	31210-K1M-T01	MOTOR UNIT, STARTER .....	1	1		
3	32105-K0F-T61	SUB CORD, STARTER MOTOR .....	1	1		
4	90001-KWW-742	SCREW-WASHER, 4X6 .....	1	1		
5	90004-KWW-742	SCREW-WASHER, 5X16 .....	3	3		
6	91309-GFC-771	O-RING, 16X3.1 .....	1	1		
7	95701-06030-00	BOLT, FLANGE, 6X30 .....	2	2		

2

# E-14

# OIL PUMP



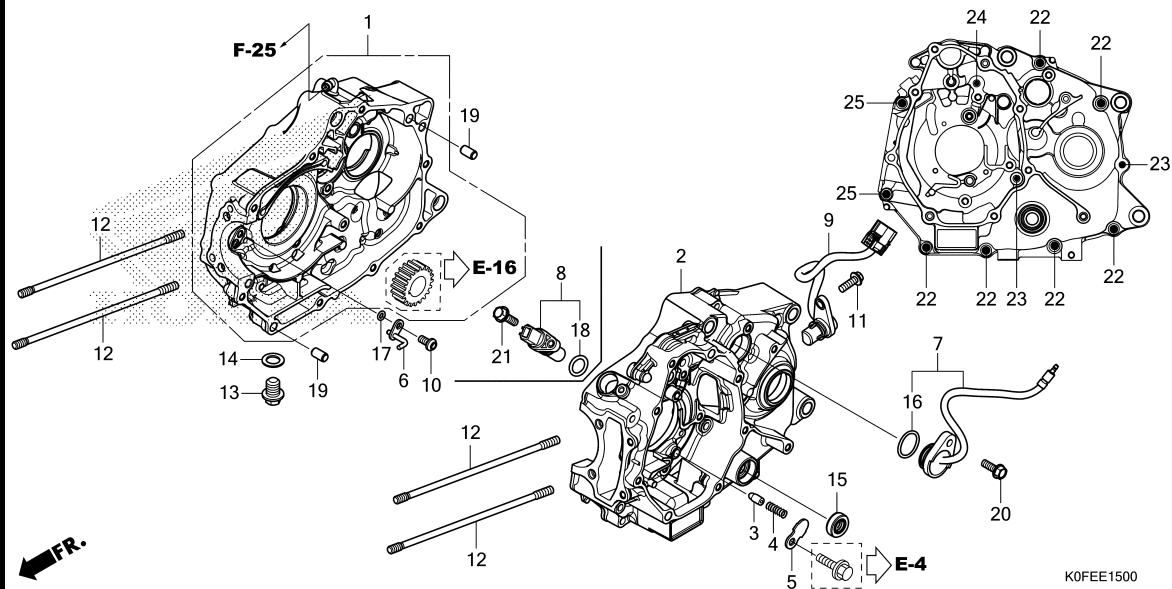
Ref. No.	L.O.N.	(Relative ref. Number) Description	F.R.T.
2	1131C7	ROTOR, OIL PUMP .....	0.6
3	113105	PUMP ASSY., OIL .....	0.6
4	1131C4	GEAR, OIL PUMP DRIVEN .....	0.6
5	1131B5	SCREEN, OIL FILTER .....	0.5

Ref. No.	Part No.	Description	Reqd. QTY		Serial No.	Parts catalogue code
			Z125 M N	MA N		
1	12396-KRM-840	GASKET B, HEAD COVER .....	2	2		
2	15021-K1M-T00	ROTOR SET, OIL PUMP .....	1	1		
3	15100-K26-G00	OIL PUMP ASSY. ....	1	1		
4	15133-K1M-T00	GEAR, OIL PUMP DRIVEN(25T) ...	1	1		
5	15421-KSP-910	SCREEN, OIL FILTER .....	1	1		
6	90702-KFM-900	DOWEL PIN, 8X12 .....	2	2		
7	93301-05012-0J	BOLT, HEX., 5X12 .....	1	1		
8	94301-08100	DOWEL PIN, 8X10 .....	2	2		
9	95701-06028-00	BOLT, FLANGE, 6X28 .....	3	3		
10	96220-25085	ROLLER, 2.5X8.5 .....	1	1		
11	96220-25135	ROLLER, 2.5X13.5 .....	1	1		



# E-15

# CRANKCASE

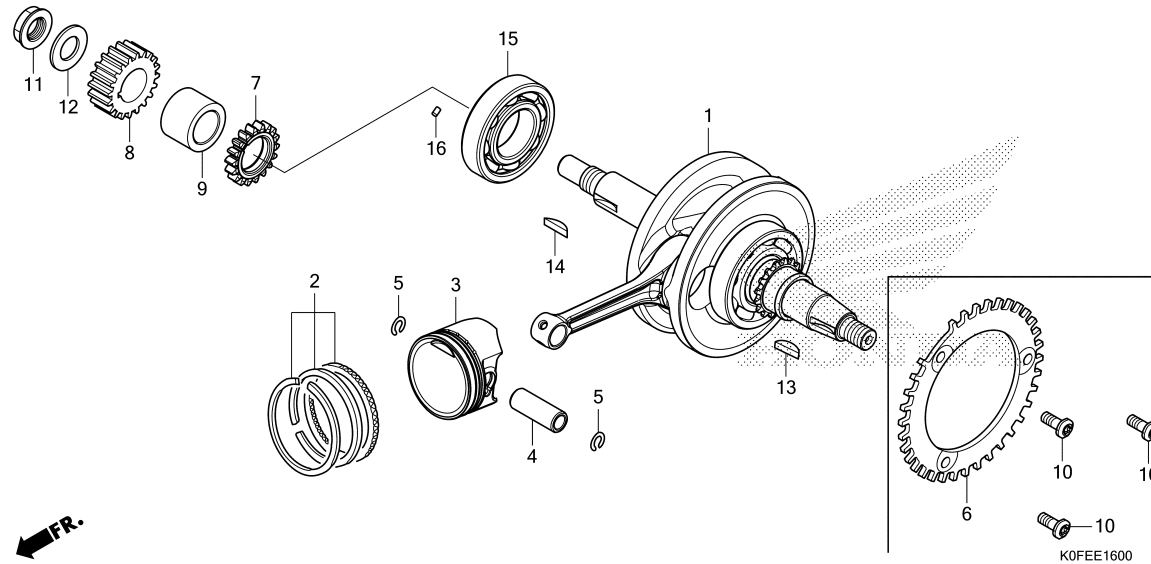


Ref. No.	L.O.N.	(Relative ref. Number) Description	F.R.T.
1	110120	CRANKCASE :RIGHT ..... .INCLUDES: Engine removal and installation	4.4
2	110115	CRANKCASE :LEFT ..... .INCLUDES: Engine removal and installation	3.7
	1101A2	CRANKCASE :BOTH ..... .INCLUDES: Engine removal and installation	4.7
7	615125	SWITCH, GEAR CHANGE .....	0.2
8	6171J9	SENSOR, CRANK .....	0.2
9	617198	SENSOR, SPEEDOMETER ..... .INCLUDES: Engine removal and installation	1.9
15	1101F9	OIL SEAL, GEARSHIFT SPINDLE ..	1.2

Ref. No.	Part No.	Description	Reqd. QTY		Serial No.	Parts catalogue code
			Z125 M N	MA N		
1	11010-K0F-T60	CRANKCASE SET, R. ....	1	1		
2	11200-K0F-T60	CRANKCASE COMP., L. ....	1	1	----- 2IN, 2V, IN, U, V	
	11200-K0F-D70	.....	-	1	----- 2ED, 2FO, 2KO, ED, FO, KO	
3	11215-KYZ-900	PLUG, BEARING PUSH .....	1	1		
4	11216-KYZ-900	SPRING, BEARING PUSH .....	1	1		
5	11218-K26-G00	PLATE, PUSH PLUG .....	1	1		
6	15201-K1M-T02	JET COMP., PISTON .....	1	1		
7	35759-K0F-T61	CONTACT ASSY., NEUTRAL SWITCH	1	1		
8	37500-K26-G81	SENSOR ASSY., CRANK .....	-	1	----- 2ED, 2FO, 2KO, ED, FO, KO	
9	37700-KVS-F01	SENSOR ASSY., SPEED(NS) .....	1	1		
10	90003-K0J-N00	BOLT, SPECIAL, 6X12 .....	1	1		
11	90004-GHB-640	BOLT, FLANGE, 6X18(NSHF) .....	1	1		
12	90031-KYY-900	BOLT, CYLINDER STUD .....	4	4		
13	90131-883-000	BOLT, DRAIN PLUG, 12X15 .....	1	1		
14	90407-259-000	PACKING, DRAIN COCK, 12.5X20 ..	1	1		
15	91208-KWB-601	OIL SEAL, 11.6X22X7 .....	1	1		
16	91301-HP2-671	O-RING, 21X2.4 .....	1	1		
17	91305-K0J-N00	O-RING, 3.8X1.4 .....	1	1		
18	91333-PNC-006	O-RING .....	-	1	----- 2ED, 2FO, 2KO, ED, FO, KO	
19	94301-08140	DOWEL PIN, 8X14 .....	2	2		
20	95701-06018-00	BOLT, FLANGE, 6X18 .....	1	1		
21	95701-06018-00	BOLT, FLANGE, 6X18 .....	-	1	----- 2ED, 2FO, 2KO, ED, FO, KO	
22	96001-06040-00	BOLT, FLANGE, 6X40 .....	6	6		
23	96001-06050-00	BOLT, FLANGE, 6X50 .....	2	2		
24	96001-06060-00	BOLT, FLANGE, 6X60 .....	1	1		
25	96001-06070-00	BOLT, FLANGE, 6X70 .....	2	2		

# E-16

# CRANKSHAFT/PISTON



Ref. No.	L.O.N.	(Relative ref. Number) Description	F.R.T.
1	1101B5	CRANKSHAFT ..... .INCLUDES: Engine removal and installation (2,4,5)	4.1
3	111103	PISTON RING AND/OR PISTON(ONE)	1.6
6	614111	ROTOR, PULSE ..... .INCLUDES: Engine removal and installation	3.8
7	1131B8	GEAR, OIL PUMP DRIVE .....	0.9
8	211105	GEAR, PRIMARY DRIVE .....	0.9
15	1101B7	BEARING, CRANKSHAFT :RIGHT ... .INCLUDES: Engine removal and installation	4.0

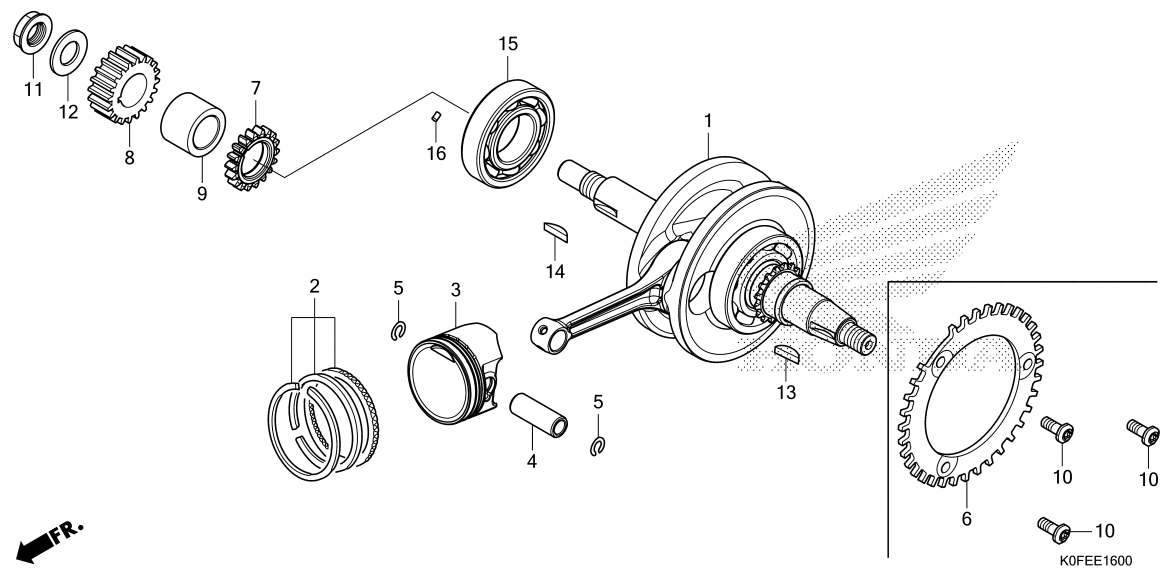
Ref. No.	Part No.	Description	Reqd. QTY		Serial No.	Parts catalogue code
			Z125 M N	MA N		
1	13000-K26-G00	CRANKSHAFT COMP. ....	1	1	----- 2IN,2V,IN,U,V	
	13000-K26-G80	.....	-	1	----- 2ED,2FO,2KO,ED,FO,KO	
2	13011-K1J-D00	RING SET, PISTON(STD.) (TPR) ..	1	1	----- 2IN,IN,U	
	13021-K1J-D00	RING SET, PISTON(0.25) (TPR) ..	-	(1)	----- 2IN,IN,U	
	13031-K1J-D00	RING SET, PISTON(0.50) (TPR) ..	-	(1)	----- 2IN,IN,U	
	13041-K1J-D00	RING SET, PISTON(0.75) (TPR) ..	-	(1)	----- 2IN,IN,U	
	13051-K1J-D00	RING SET, PISTON(1.00) (TPR) ..	-	(1)	----- 2IN,IN,U	
3	13101-K26-G00	PISTON(STD) .....	1	1	----- 2IN,IN,U	
	13102-K26-G00	PISTON(0.25) .....	-	(1)	----- 2IN,IN,U	
	13103-K26-G00	PISTON(0.50) .....	-	(1)	----- 2IN,IN,U	
	13104-K26-G00	PISTON(0.75) .....	-	(1)	----- 2IN,IN,U	
	13105-K26-G00	PISTON(1.00) .....	-	(1)	----- 2IN,IN,U	
4	13111-K0J-N00	PIN, PISTON .....	1	1		
5	13115-K1M-T00	CLIP, PISTON PIN, 12MM .....	2	2		
6	13325-K26-G80	PLATE, CRANK PULSER .....	-	1	----- 2ED,2FO,2KO,ED,FO,KO	
7	15341-K1M-T01	GEAR, OIL PUMP DRIVE(18T) ....	1	1		
8	23121-K26-G00	GEAR A, PRIMARY DRIVE(25T) ...	1	1		
	23122-K26-G00	GEAR B, PRIMARY DRIVE(25T) ...	1	1		
	23123-K26-G00	GEAR C, PRIMARY DRIVE(25T) ...	1	1		
	23124-K26-G00	GEAR D, PRIMARY DRIVE(25T) ...	1	1		
9	23125-K26-G00	COLLAR, PRIMARY DRIVE GEAR ..	1	1		
10	90003-K26-G80	BOLT, KNOCK TORX, 6MM .....	-	3	----- 2ED,2FO,2KO,ED,FO,KO	
11	90202-KRM-840	NUT, SPECIAL FLANGE, 14MM ....	1	1		
12	90432-KPT-A00	WASHER, 14.2X26X3 .....	1	1		
13	90741-003-010	KEY, WOODRUFF, 4MM .....	1	1		
14	90741-KGH-900	KEY, WOODRUFF, 4MM .....	1	1		

2



# E-16

# CRANKSHAFT/PISTON



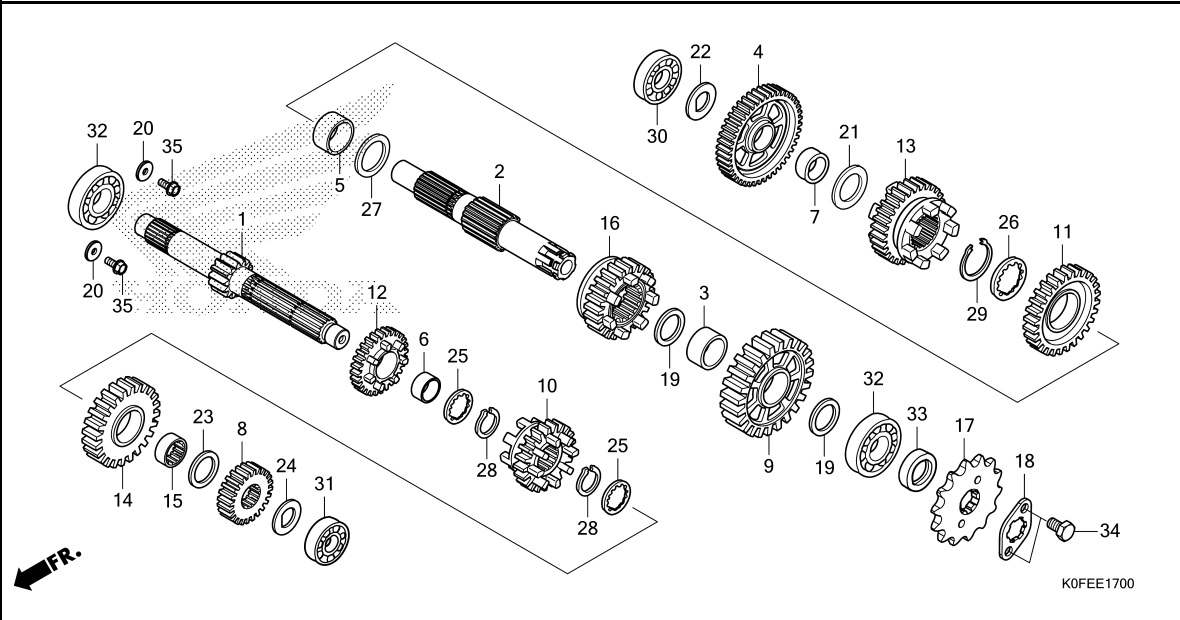
Ref. No.	Part No.	Description	Reqd. QTY		Serial No.	Parts catalogue code
			Z125 M N	MA N		

15	91001-K1M-T02	BEARING, R. RADIAL BALL SPECIAL, 62/28(NTN)	1	1		
16	94303-03050	DOWEL PIN, 3X5.....	1	1		

2

E-17

TRANSMISSION



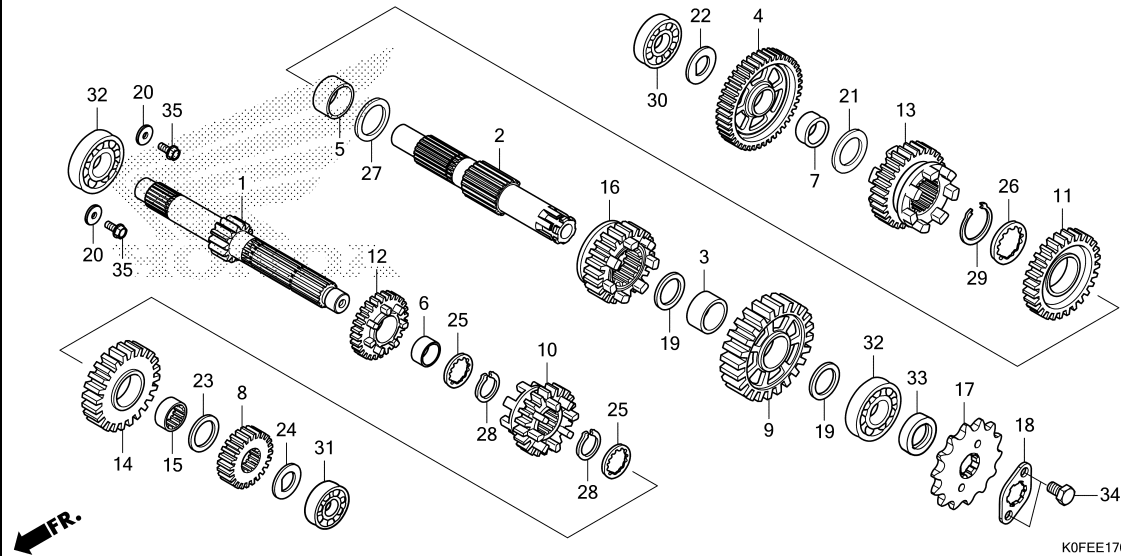
Ref. No.	L.O.N.	(Relative ref. Number) Description	F.R.T.
1		(8,10,12,14)	
210141		MAINSHAFT, TRANSMISSION ..... .INCLUDES: Engine removal and installation	3.5
210141A		.Replace countershaft add ....	0.2
2		(4,9,11,13,16)	
210142		COUNTERSHAFT, TRANSMISSION ... .INCLUDES: Engine removal and installation	3.5
210142A		.Replace mainshaft add .....	0.2
17	213135	SPROCKET, DRIVE .....	0.2
30	2101C8	BEARING, COUNTERSHAFT :RIGHT . .INCLUDES: Engine removal and installation	4.2
31	2101C2	BEARING, MAINSHAFT :LEFT .... .INCLUDES: Engine removal and installation	4.2
32	2101C5	BEARING, MAINSHAFT :RIGHT .... .INCLUDES: Engine removal and installation	4.2
	2101C6	BEARING, MAINSHAFT :BOTH .... .INCLUDES: Engine removal and installation	4.4
+	2101C7	BEARING, COUNTERSHAFT :LEFT ..	4.2

Ref. No.	Part No.	Description	Reqd. QTY		Serial No.	Parts catalogue code
			Z125 M N	MA N		
1	23211-K26-G00	MAINSHAFT(13T) .....	1	1		
2	23221-K26-G00	COUNTERSHAFT .....	1	1		
3	23415-K26-G00	BUSH, 17MM .....	1	1		
4	23421-K26-G00	GEAR, COUNTER FIRST(37T).....	1	1		
5	23422-GB4-770	BUSH, 20X9 .....	1	1		
6	23422-K26-G00	BUSH, 17MM .....	1	1		
7	23427-K26-G00	BUSH, 15MM .....	1	1		
8	23431-K26-G00	GEAR, MAINSHAFT SECOND(18T) ..	1	1		
9	23441-K26-G00	GEAR, COUNTERSHAFT SECOND(32T)	1	1		
10	23451-K26-G00	GEAR, MAINSHAFT THIRD(19T) ...	1	1		
11	23461-K26-G00	GEAR, COUNTER THIRD(25T).....	1	1		
12	23471-K26-G00	GEAR, MAINSHAFT FOURTH(29T) ..	1	1		
13	23481-K26-G00	GEAR, COUNTER FOURTH(30T) .....	1	1		
14	23491-K26-G00	GEAR, MAINSHAFT FIFTH(32T) ...	1	1		
15	23492-K26-G00	COLLAR, SPLINE, 17X20X11 .....	1	1		
16	23501-K26-G00	GEAR, COUNTERSHAFT FIFTH(27T)	1	1		
17	23801-K2J-T00	SPROCKET, DRIVE(14T) .....	1	1		
18	23802-GN5-910	PLATE, FIXING .....	1	1		
19	90405-KYJ-900	WASHER, 17X26X1.0 .....	2	2		
20	90407-KWW-740	WASHER, 6.2X19X2.3 .....	2	2		
21	90412-187-000	WASHER, THRUST, 15MM .....	1	1		
22	90412-K56-N00	WASHER, SPECIAL, 15MM .....	1	1		
23	90452-115-000	WASHER, 17MM .....	1	1		
24	90452-KGH-900	WASHER, SPECIAL, 12MM .....	1	1		
25	90452-KRM-840	WASHER, SPLINE, 17X23X1.6 .....	2	2		



# E-17

# TRANSMISSION



K0FEE1700

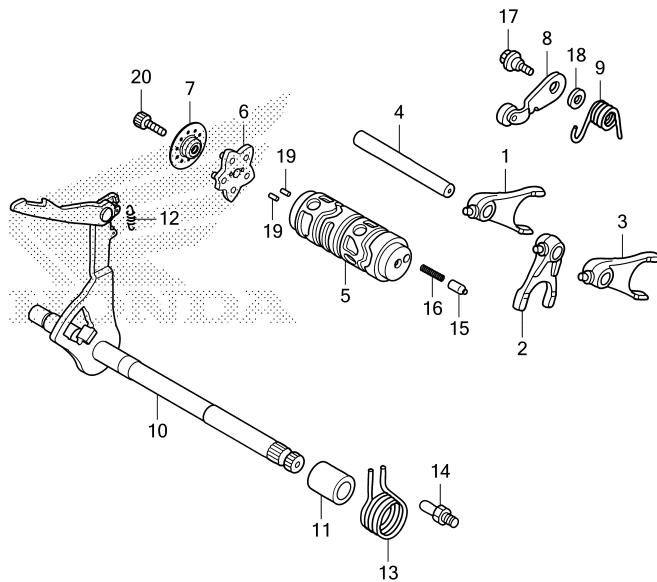
Ref. No.	L.O.N.	(Relative ref. Number) Description	F.R.T.
+32		.INCLUDES: Engine removal and installation	
2101C9		BEARING, COUNTERSHAFT :BOTH ..	4.4
2101D4		BEARING, MAINSHAFT AND COUNTERSHAFT :ALL .....	4.6
		.INCLUDES: Engine removal and installation	

Ref. No.	Part No.	Description	Reqd. QTY		Serial No.	Parts catalogue code
			Z125 M N	MA N		
26	90453-KRM-840	WASHER, SPLINE, 20MM .....	1	1		
27	90454-KPS-900	WASHER B, THRUST, 20MM .....	1	1		
28	90601-KRM-840	CIRCLIP, 17MM .....	2	2		
29	90605-KVS-900	SET RING, 20MM .....	1	1		
30	91003-K1M-T01	BEARING, RADIAL BALL, 15X42X11	1	1		
31	91013-KSS-901	BEARING, RADIAL BALL, 6001 ...	1	1		
	91013-KZV-J01	.....	1	1		
32	91015-KSS-901	BEARING, RADIAL BALL, 6203 ...	2	2		
	91015-KZV-J01	.....	2	2		
33	91204-KPH-902	OIL SEAL, 17X30X5(NOK) .....	1	1		
34	92101-06010-0A	BOLT, HEX., 6X10 .....	2	2		
35	95701-06014-00	BOLT, FLANGE, 6X14 .....	2	2		

2

# E-19

# GEARSHIFT DRUM



KOFEE1900

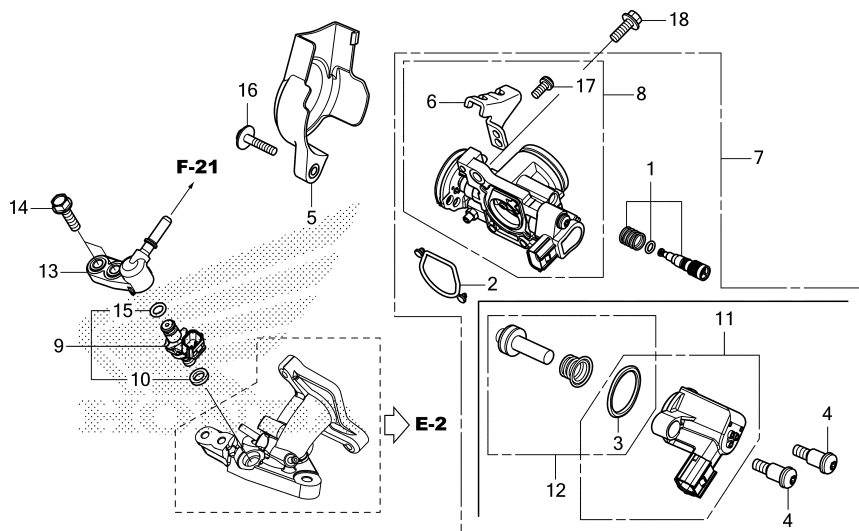
Ref. No.	L.O.N.	(Relative ref. Number) Description	F.R.T.
1		(2,3)	
1	210112	FORK, GEARSHIFT ..... .INCLUDES: Engine removal and installation .NOTE: Same time for two units or more	3.5
5	2101A9	DRUM, GEARSHIFT ..... .INCLUDES: Engine removal and installation	3.5
6	2101D6	PLATE, GEARSHIFT DRUM STOPPER (9)	1.0
8	210125	STOPPER OR SPRING, SHIFT DRUM (13)	1.0
10	210122	SPINDLE, GEARSHIFT .....	1.1

Ref. No.	Part No.	Description	Reqd. QTY		Serial No.	Parts catalogue code
			Z125 M N	MA N		
1	24211-K26-G00	FORK, R. GEARSHIFT .....	1	1		
2	24212-K26-G00	FORK, CENTER GEARSHIFT .....	1	1		
3	24213-K26-G00	FORK, L. GEARSHIFT .....	1	1		
4	24241-K26-G00	SHAFT, GEARSHIFT FORK .....	1	1		
5	24301-K26-G00	DRUM, GEARSHIFT .....	1	1		
6	24410-K26-G01	PLATE COMP., SHIFT DRUM				
		STOPPER	1	1		
7	24421-K1M-T00	HOLDER, DRUM STOPPER .....	1	1		
8	24430-K1M-T00	STOPPER COMP., GEARSHIFT DRUM	1	1		
9	24435-K26-G00	SPRING, SHIFT DRUM STOPPER ...	1	1		
10	24610-K26-G00	SPINDLE COMP., GEARSHIFT .....	1	1		
11	24639-KPG-T00	COLLAR, 12.2MM .....	1	1		
12	24641-K1M-T00	SPRING, GEARSHIFT ARM .....	1	1		
13	24651-KPH-900	SPRING, GEARSHIFT RETURN .....	1	1		
14	24652-KPH-900	PIN, SHIFT RETURN SPRING .....	1	1		
15	35751-K26-920	CAP, CHANGE SWITCH CONTACT ...	1	1		
16	35752-KPH-900	SPRING, CHANGE SWITCH CONTACT	1	1		
17	90022-MG8-000	PIVOT, SHIFT DRUM STOPPER ARM	1	1		
18	90435-HB3-000	WASHER, 6.1MM .....	1	1		
19	96220-30085	ROLLER, 3X8.5 .....	2	2		
20	96600-06016-00	BOLT, SOCKET, 6X16 .....	1	1		



# E-23

# THROTTLE BODY



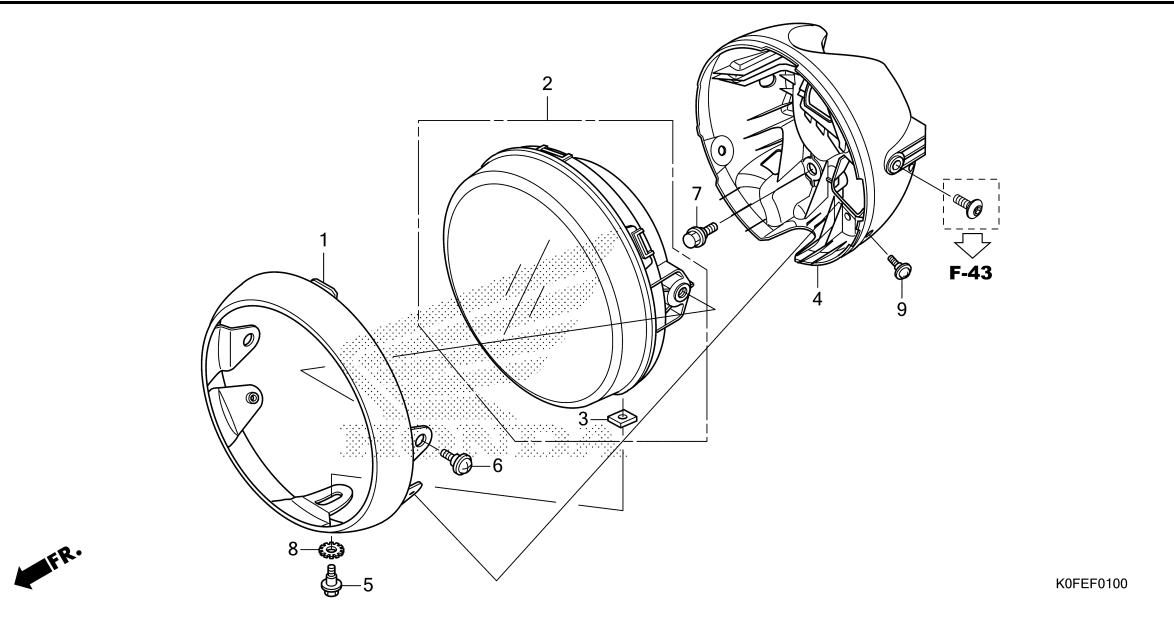
K0FEE2300

Ref. No.	L.O.N.	(Relative ref. Number) Description	F.R.T.
7		(2)	
311132		BODY ASSY., THROTTLE .....	0.9
8		BODY, THROTTLE .....	1.0
9		(10,13,15)	
311145		INJECTOR, FUEL .....	0.6
11		(3,12)	
311125		VALVE, STARTER .....	0.9

Ref. No.	Part No.	Description	Reqd. QTY		Serial No.	Parts catalogue code
			Z125 M N	MA N		
1	16016-K03-H11	SCREW SET .....	1	1		
2	16075-KYZ-711	O-RING .....	1	1		
3	16077-KVB-S51	O-RING, 20.4X1.9 .....	1	1	-----	2ED,2FO,2KO,2V,ED,FO,KO,U,V
4	16081-KPH-701	SCREW, TORX, 5X8.7 .....	2	2	-----	2ED,2FO,2KO,2V,ED,FO,KO,U,V
5	16157-K26-G00	COVER, THROTTLE .....	1	1		
6	16169-K18-901	STAY, WIRE .....	1	1		
7	16400-K26-G11	BODY ASSY., THROTTLE(GQYTB A)	1	1	-----	2ED,2FO,2KO,2V,ED,FO,KO,U,V
	16400-K26-G01	BODY ASSY., THROTTLE(GQYVB A)	-	1	-----	2IN,IN
8	16410-K26-G11	BODY SET .....	1	1	-----	2ED,2FO,2KO,2V,ED,FO,KO,U,V
	16410-K26-G01	.....	-	1	-----	2IN,IN
9	16450-K76-T61	INJECTOR ASSY., FUEL .....	1	1		
10	16472-KPC-D50	RING, SEAL .....	1	1		
11	16480-KVB-S51	SOLENOID .....	1	1	-----	2ED,2FO,2KO,2V,ED,FO,KO,U,V
12	16485-GGZ-J01	SEAT SET .....	1	1	-----	2ED,2FO,2KO,2V,ED,FO,KO,U,V
13	17560-K26-G00	JOINT COMP., INJECTOR .....	1	1		
14	90001-K26-900	BOLT, FLANGE, 6X22 .....	2	2		
15	91301-GGL-J01	O-RING, 6.3X2.2 .....	1	1		
16	93414-05025-08	BOLT-WASHER, 5X25 .....	1	1		
17	93892-05012-18	SCREW-WASHER, 5X12 .....	1	1		
18	96001-06020-00	BOLT, FLANGE, 6X20 .....	2	2		

# F-1

# HEADLIGHT



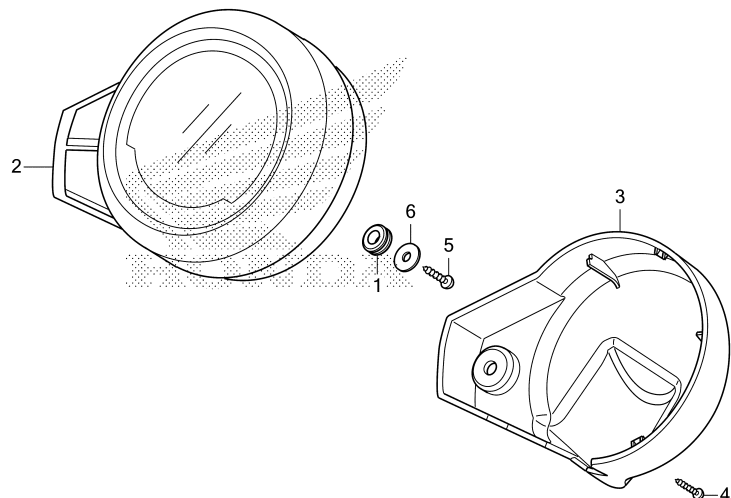
Ref. No.	L.O.N.	(Relative ref. Number) Description	F.R.T.
1	413135	COVER, HEADLIGHT .....	0.2
2	6161A7	HEADLIGHT UNIT .....	0.3
4	616103	CASE, HEADLIGHT .....	0.4

Ref. No.	Part No.	Description	Reqd. QTY		Serial No.	Parts catalogue code
			Z125 M N	MA N		
1	33101-K0F-T01	RIM COMP., HEADLIGHT .....	1	1		
2	33110-K0F-T02	HEADLIGHT UNIT .....	1	1		
3	33128-GBL-003	NUT, SPECIAL .....	1	1		
4	61300-K0F-T01	CASE, HEADLIGHT .....	1	1		
5	90101-GJ6-000	BOLT, ADJUSTING .....	1	1		
6	90108-KVN-900	BOLT, COWL SETTING .....	2	2		
7	90111-162-000	BOLT, FLANGE, 6MM .....	1	1		
8	90307-GJ6-003	WASHER, LOCK, 6MM .....	1	1		
9	91509-GE2-760	SCREW, PAN, 5X11.5 .....	2	2		



**F-2**

**METER**



K0FEF0200

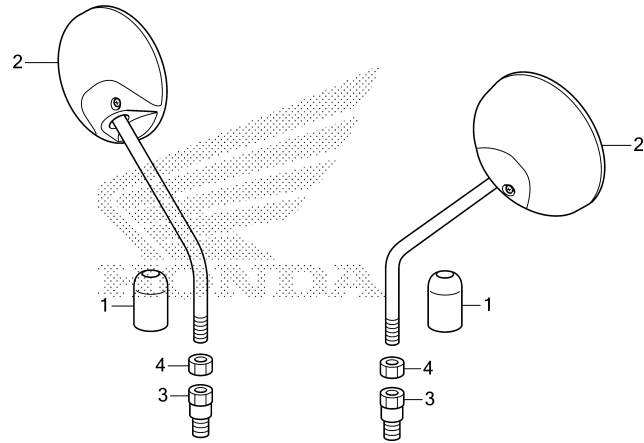
Ref. No.	L.O.N.	(Relative ref. Number) Description	F.R.T.
2	8121A1	METER ASSY., COMBINATION .....	0.5
3	8121B5	CASE, METER :LOWER .....	0.4



Ref. No.	Part No.	Description	Reqd. QTY		Serial No.	Parts catalogue code
			Z125 M N	MA N		
1	11344-MB0-000	GROMMET A, RR. COVER(8X16X6.6)	2	2		
2	37100-K0F-T61	METER ASSY., COMBINATION(KPH)	1	-		
	37100-K0F-D71	METER ASSY., COMBINATION (KPH/MPH)	-	1	----- 2ED, ED	
	37100-K0F-J71	METER ASSY., COMBINATION(KPH)	-	1	----- 2FO, 2IN, 2KO, FO, IN, KO, U	
3	37210-K0F-T00	CASE, METER LOWER .....	1	1		
4	93903-34480	SCREW, TAPPING, 4X16 .....	1	1		
5	93903-35320	SCREW, TAPPING, 5X16 .....	2	2		
6	94103-05800	WASHER, PLAIN, 5MM .....	2	2		

**F-3**

**MIRROR**



←FR.

K0FEF0300

Ref. L.O.N. (Relative ref. Number) F.R.T.  
No. Description

NO INFORMATION .....

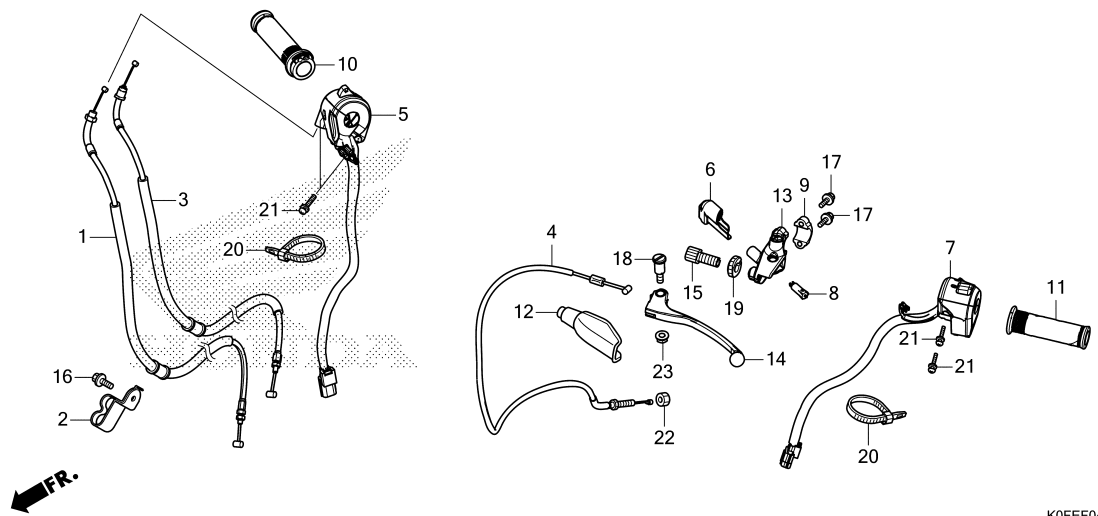
Ref. No.	Part No.	Description	Reqd. QTY		Serial No.	Parts catalogue code
			Z125 M N	MA N		
1	88119-KWW-640	CAP, LOCK NUT .....	2	2		
2	88210-K0F-T01	MIRROR COMP. ....	2	2		
3	90101-KWW-640	BOLT, ADAPTER, 10MM .....	2	2		
4	90301-KWW-640	NUT, HEX., 10MM (LEFT HAND THREAD)	2	2		

**3**



**F-4**

**HANDLE LEVER/SWITCH/CABLE**



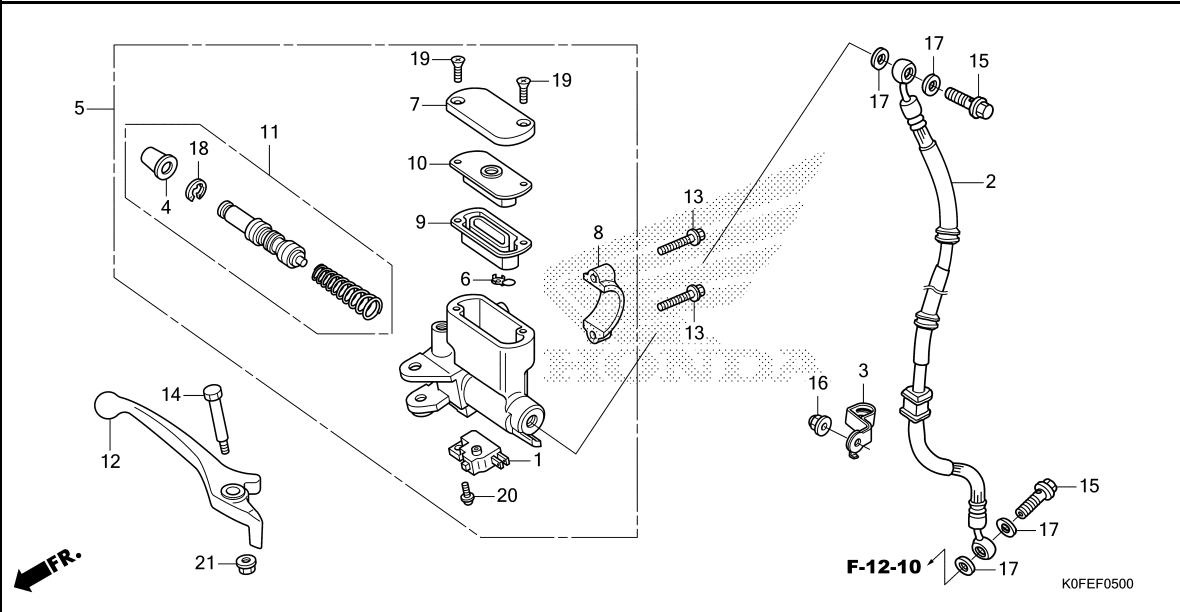
K0FEF0400

Ref. No.	L.O.N.	(Relative ref. Number) Description	F.R.T.
1		(3)	
	811100	CABLE, THROTTLE .....	0.6
		.NOTE: Same time for two units	
4	811115	CABLE, CLUTCH .....	0.5
5	615120	SWITCH, STARTER KILL .....	0.7
7	615118	SWITCH, WINKER .....	0.5
8	6151A9	SWITCH, CLUTCH .....	0.2
10	810150	GRIP, THROTTLE .....	0.2
11	8101C0	GRIP, HANDLE :LEFT .....	0.1
13	8101C8	BRACKET, HANDLE LEVER :LEFT ..	0.2
14	8101C6	LEVER, HANDLE :LEFT .....	0.1
	8101F5	LEVER, HANDLE :BOTH .....	0.2

Ref. No.	Part No.	Description	Reqd. QTY		Serial No.	Parts catalogue code
			Z125 M N	MA N		
1	17910-K0F-T61	CABLE COMP. A, THROTTLE.....	1	1		
2	17911-K0F-T00	CLAMPER, THROTTLE CABLE.....	1	1		
3	17920-K0F-T61	CABLE COMP. B, THROTTLE.....	1	1		
4	22870-K0F-T61	CABLE COMP., CLUTCH.....	1	1		
5	35130-K0F-T61	SWITCH ASSY., ENGINE STOP....	1	1		
6	35152-KRY-970	COVER, CLUTCH SWITCH.....	1	1		
7	35200-K0F-T61	SWITCH ASSY., DIMMER & HORN & WINKER	1	1		
8	35330-KYJ-901	SWITCH COMP., FR. LEVER.....	1	1		
9	45517-KCW-870	HOLDER, MASTER CYLINDER.....	1	1		
10	53140-K0F-T00	GRIP COMP., THROTTLE.....	1	1		
11	53166-K0F-T00	GRIP, L. HANDLE.....	1	1		
12	53172-402-700	COVER, L. HANDLE LEVER.....	1	1		
13	53172-KYJ-900	BRACKET, HANDLE LEVER.....	1	1		
14	53178-KV0-000	LEVER COMP., L. HANDLE.....	1	1		
15	53192-268-000	BOLT, WIRE ADJUSTING.....	1	1		
16	90013-GHB-610	BOLT, FLANGE, 6X12.....	1	1		
17	90013-GHB-660	BOLT, FLANGE, 6X22.....	2	2		
18	90113-438-000	BOLT, L. STEERING HANDLE LEVER PIVOT	1	1		
19	90321-315-670	NUT, FIXING.....	1	1		
20	90650-KW3-000	BAND, WIRE.....	2	2		
21	93892-05020-07	SCREW-WASHER, 5X20.....	4	4		
22	94030-08000	NUT, HEX., 8MM.....	1	1		
23	94050-06000	NUT, FLANGE, 6MM.....	1	1		

# F-5

# FRONT BRAKE MASTER CYLINDER(Z125M)



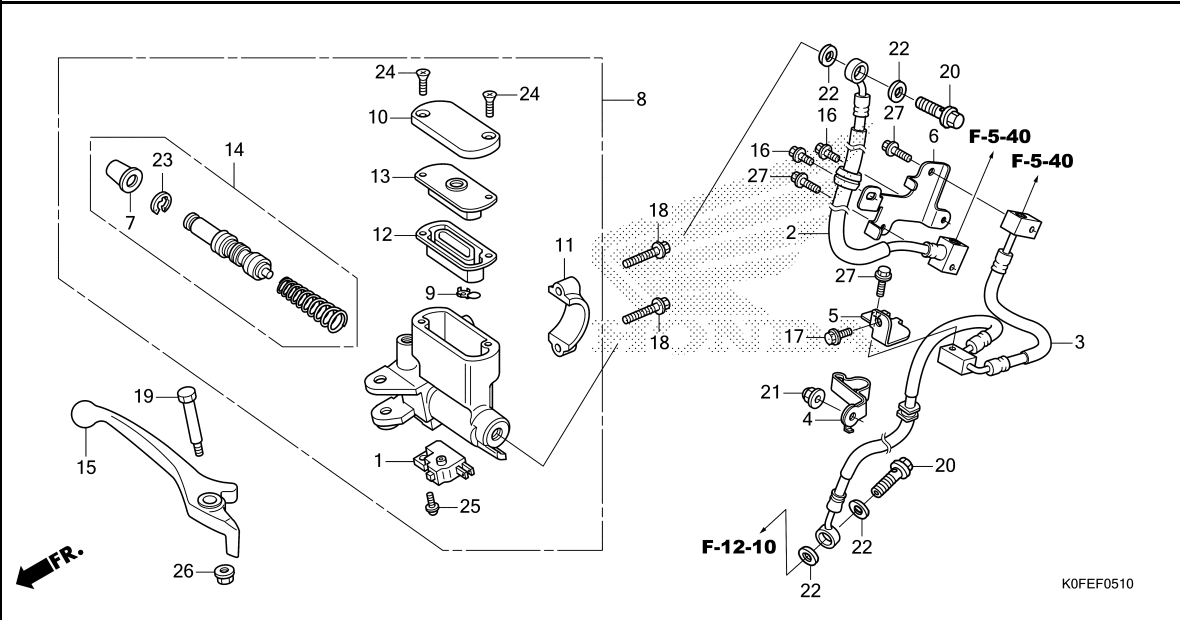
Ref. No.	L.O.N.	(Relative ref. Number) Description	F.R.T.
1	6151B2	SWITCH, FRONT STOP .....	0.2
2	7121A0	HOSE, FRONT BRAKE .....	0.4
5	712105	CYLINDER, FRONT BRAKE MASTER . .INCLUDES: Bleed brakes	0.4
9	7121G6	DIAPHRAGM, FRONT BRAKE MASTER CYLINDER .....	0.1
11	7121G9	PISTON SET, FRONT BRAKE MASTER .INCLUDES: Bleed brakes	0.4
12	8101C7	LEVER, HANDLE :RIGHT .....	0.1
	8101F5	LEVER, HANDLE :BOTH .....	0.2

Ref. No.	Part No.	Description	Reqd. QTY		Serial No.	Parts catalogue code
			Z125 M N	MA N		
1	35340-MGS-D31	SWITCH ASSY., FR. STOP .....	1	-		
2	45125-K0F-T01	HOSE COMP., FR. BRAKE .....	1	-		
3	45156-K0F-T00	CLAMPER A, FR. BRAKE HOSE .....	1	-		
4	45504-410-003	BOOT COMP. ....	1	-		
5	45510-K0F-T01	CYLINDER SUB ASSY., FR. BRAKE MASTER	1	-		
6	45512-MA6-006	PROTECTOR .....	1	-		
7	45513-GW0-911	CAP, MASTER CYLINDER .....	1	-		
8	45517-166-006	HOLDER, MASTER CYLINDER .....	1	-		
9	45520-GW0-911	DIAPHRAGM .....	1	-		
10	45521-GW0-911	PLATE, DIAPHRAGM .....	1	-		
11	45530-471-831	CYLINDER SET, MASTER .....	1	-		
12	53175-K26-901	LEVER, R. STEERING HANDLE .....	1	-		
13	90013-GHB-660	BOLT, FLANGE, 6X22 .....	2	-		
14	90114-KGH-900	BOLT, HANDLE LEVER PIVOT .....	1	-		
15	90145-KPH-B30	BOLT, OIL, 10X22(NISSIN) .....	2	-		
16	90304-GFM-970	NUT, CAP, 6MM .....	1	-		
17	90545-300-000	WASHER, OIL BOLT .....	4	-		
18	90651-MA5-671	CIRCLIP .....	1	-		
19	93600-04012-16	SCREW, FLAT, 4X12 .....	2	-		
20	93893-04012-17	SCREW-WASHER, 4X12 .....	1	-		
21	94050-06000	NUT, FLANGE, 6MM .....	1	-		



# F-5-10

# FRONT BRAKE MASTER CYLINDER(Z125MA)



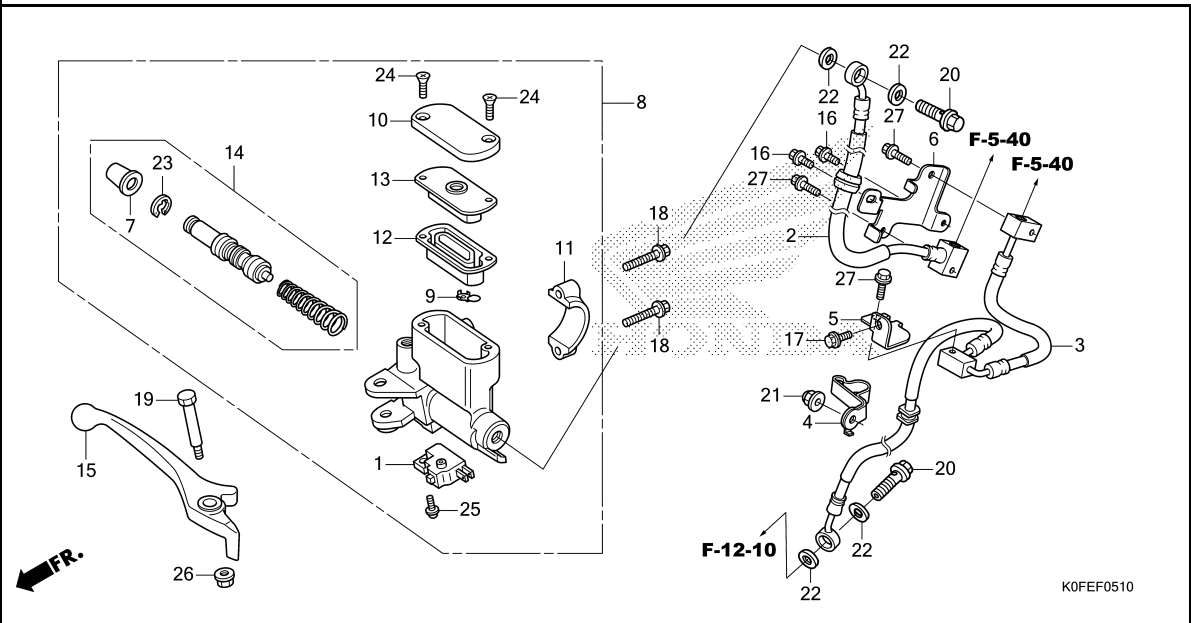
Ref. No.	L.O.N.	(Relative ref. Number) Description	F.R.T.
1	6151B2	SWITCH, FRONT STOP .....	0.2
2	712127	HOSE A, FRONT BRAKE .....	0.6
3	712128	HOSE B, FRONT BRAKE .....	0.7
8	712105	CYLINDER, FRONT BRAKE MASTER .....	0.4
12	7121G6	DIAPHRAGM, FRONT BRAKE MASTER CYLINDER .....	0.1
14	7121G9	PISTON SET, FRONT BRAKE MASTER .....	0.4
15	8101C7	LEVER, HANDLE :RIGHT .....	0.1
	8101F5	LEVER, HANDLE :BOTH .....	0.2

Ref. No.	Part No.	Description	Reqd. QTY		Serial No.	Parts catalogue code
			Z125 M N	MA N		
1	35340-MGS-D31	SWITCH ASSY., FR. STOP .....	-	1		
2	45125-K0F-D11	HOSE COMP. A, FR. BRAKE .....	-	1	----- 2ED, ED	
	45125-K0F-A11	.....	-	1	----- 2FO, 2IN, 2KO, FO, IN, KO, U	
3	45128-K0F-D11	HOSE COMP. B, FR. BRAKE .....	-	1	----- 2ED, ED	
	45128-K0F-A11	.....	-	1	----- 2FO, 2IN, 2KO, FO, IN, KO, U	
4	45156-K0F-D10	CLAMPER A, FR. BRAKE HOSE .....	-	1		
5	45157-K0F-D10	STAY B, FR. BRAKE HOSE .....	-	1		
6	45158-K0F-D10	STAY C, FR. BRAKE HOSE .....	-	1		
7	45504-410-003	BOOT COMP. ....	-	1		
8	45510-K0F-T01	CYLINDER SUB ASSY., FR. BRAKE MASTER .....	-	1		
9	45512-MA6-006	PROTECTOR .....	-	1		
10	45513-GW0-911	CAP, MASTER CYLINDER .....	-	1		
11	45517-166-006	HOLDER, MASTER CYLINDER .....	-	1		
12	45520-GW0-911	DIAPHRAGM .....	-	1		
13	45521-GW0-911	PLATE, DIAPHRAGM .....	-	1		
14	45530-471-831	CYLINDER SET, MASTER .....	-	1		
15	53175-K26-901	LEVER, R. STEERING HANDLE .....	-	1		
16	90013-GHB-600	BOLT, FLANGE, 6X10 .....	-	2		
17	90013-GHB-610	BOLT, FLANGE, 6X12 .....	-	1		
18	90013-GHB-660	BOLT, FLANGE, 6X22 .....	-	2		
19	90114-KGH-900	BOLT, HANDLE LEVER PIVOT .....	-	1		
20	90145-MS9-612	BOLT, OIL, 10X22(SAGA) .....	-	2	----- 2ED, ED	
	90145-KPH-B30	BOLT, OIL, 10X22(NISSIN) .....	-	2	----- 2FO, 2IN, 2KO, FO, IN, KO, U	
21	90304-GFM-970	NUT, CAP, 6MM .....	-	1		

3

# F-5-10

# FRONT BRAKE MASTER CYLINDER(Z125MA)

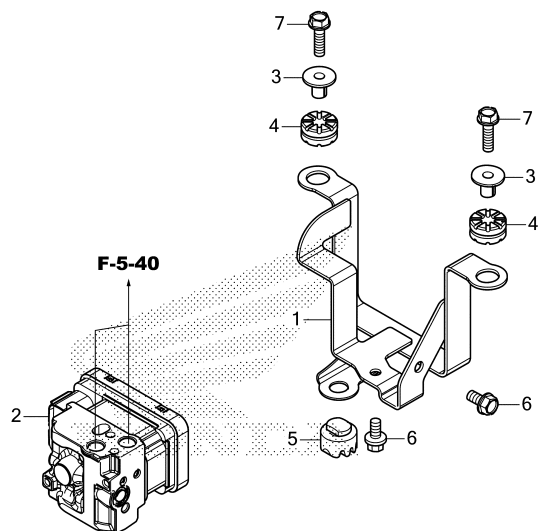


Ref. No.	Part No.	Description	Reqd. QTY		Serial No.	Parts catalogue code
			Z125 M	MA N		
22	90545-300-000	WASHER, OIL BOLT.....	-	4		
23	90651-MA5-671	CIRCLIP.....	-	1		
24	93600-04012-1G	SCREW, FLAT, 4X12.....	-	2		
25	93893-04012-17	SCREW-WASHER, 4X12.....	-	1		
26	94050-06000	NUT, FLANGE, 6MM.....	-	1		
27	96001-06018-07	BOLT, FLANGÉ, 6X18.....	-	3		



# F-5-20

# ABS MODULATOR



Ref. No.	L.O.N.	(Relative ref. Number) Description	F.R.T.
1	7111J8	BRACKET, ABS MODULATOR ..... .INCLUDES: Bleed brakes	0.7
2	7111H1	MODULATOR, ABS ..... .INCLUDES: Bleed brakes	0.8

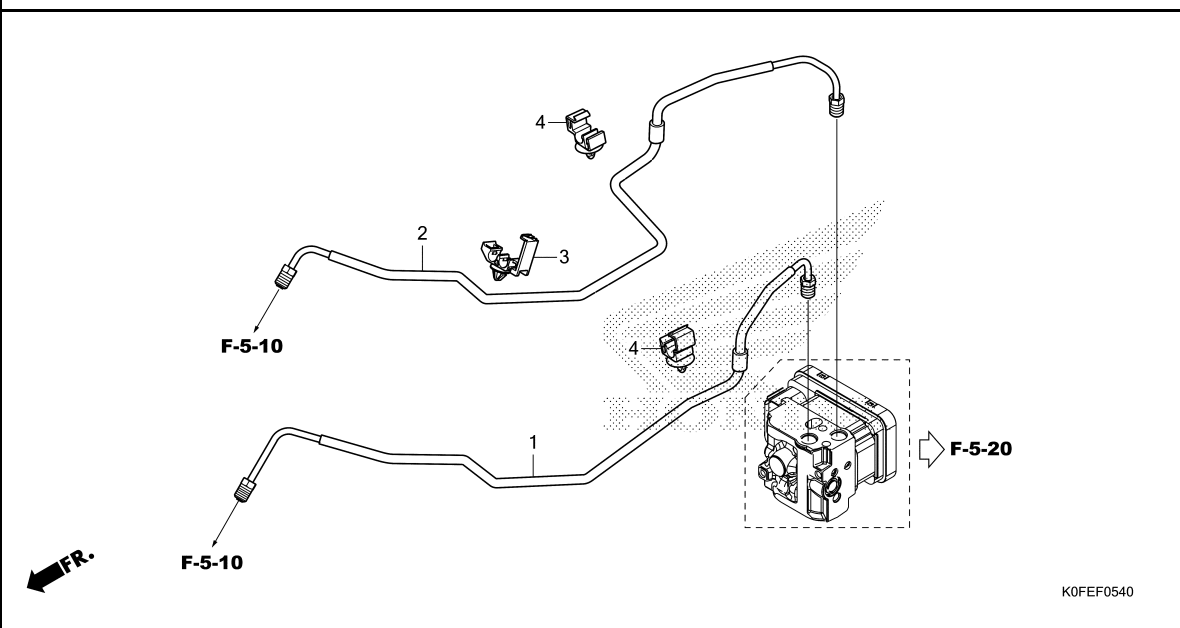
K0FEF0520

Ref. No.	Part No.	Description	Reqd. QTY		Serial No.	Parts catalogue code
			Z125 M N	MA N		
1	50245-K0F-T00	BRACKET, ABS MODULATOR .....	-	1		
2	57110-K0F-D71	MODULATOR ASSY. ....	-	1		
3	61102-KTY-D30	COLLAR, RADIATOR MOUNTING ....	-	2		
4	77208-KW7-900	RUBBER B, SEAT MOUNTING .....	-	2		
5	77214-KPH-900	RUBBER B, SEAT SETTING .....	-	1		
6	95701-06012-00	BOLT, FLANGE, 6X12 .....	-	2		
7	95701-06022-08	BOLT, FLANGE, 6X22 .....	-	2		

3

# F-5-40

# BRAKE PIPE



Ref. No.	L.O.N.	(Relative ref. Number) Description	F.R.T.
1	7121C7	PIPE A, FRONT BRAKE ..... .INCLUDES: Bleed brakes	0.6
2	7121C8	PIPE B, FRONT BRAKE ..... .INCLUDES: Bleed brakes	0.6

K0FEF0540

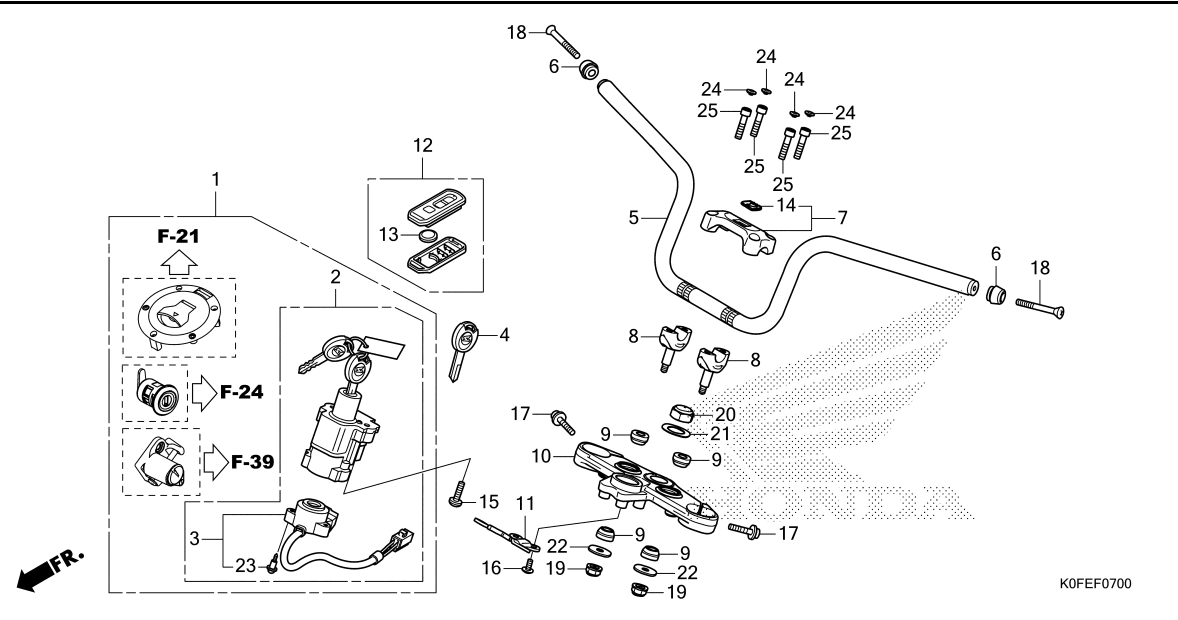
Ref. No.	Part No.	Description	Reqd. QTY		Serial No.	Parts catalogue code
			Z125	MA		

1	45126-K0F-D70	PIPE COMP. A, FR. BRAKE.....	-	1		
2	45127-K0F-D70	PIPE COMP. B, FR. BRAKE.....	-	1		
3	46392-TF0-003	CLIP, BRAKE PIPE.....	-	1		
4	90661-MGS-D71	CLAMP, BRAKE PIPE(7.0).....	-	2		



**F-7**

**HANDLE PIPE**



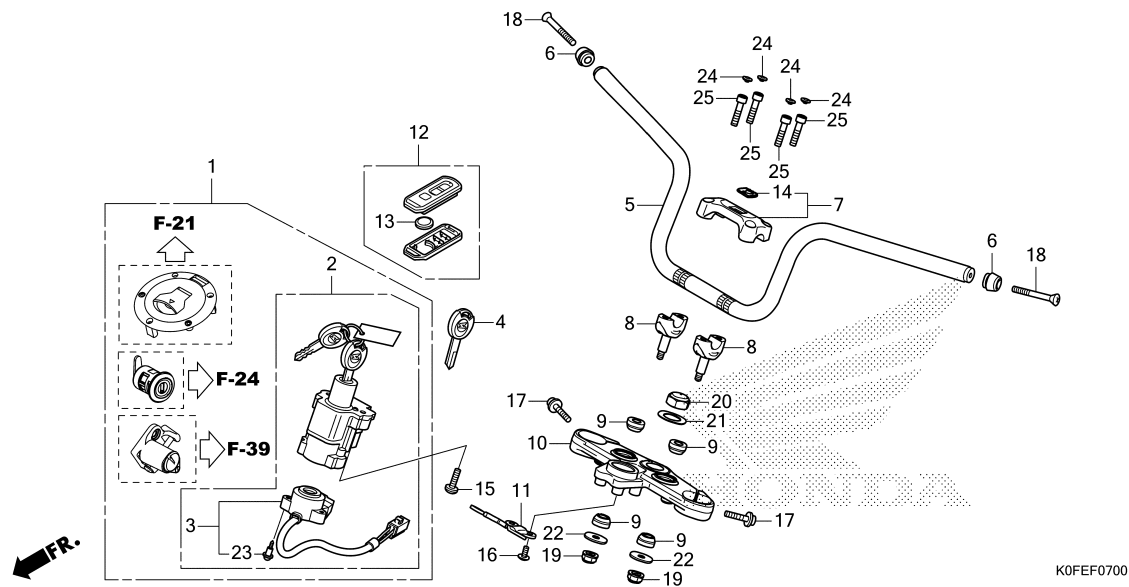
Ref. No.	L.O.N.	(Relative ref. Number) Description	F.R.T.
1	6151A1	KEY SET .....	1.0
2	615145	SWITCH, COMBINATION & LOCK .....	0.8
3	6151C2	BASE, CONTACT .....	0.5
5	810100	PIPE, STEERING HANDLE .....	0.5
8	8101B9	HOLDER, HANDLE :LOWER .....	0.2
	8101B9A	.Replace 1 handle holder add .....	0.1
10	510110	BRIDGE, FORK TOP .....	0.8

Ref. No.	Part No.	Description	Reqd. QTY		Serial No.	Parts catalogue code
			Z125 M N	MA N		
1	35010-K0F-T60	KEY SET .....	1	1		
2	35100-K0F-T61	SWITCH ASSY., COMBINATION & LOCK	1	1		
3	35101-K0F-T61	BASE COMP., CONTACT .....	1	1		
4	35121-K0F-T01	KEY, BLANK .....	(1)	(1)		
5	53100-K0F-T00	PIPE, STEERING HANDLE .....	1	1		
6	53102-K0F-T00	WEIGHT A, HANDLE .....	2	2		
7	53130-K0F-T00	HOLDER COMP., HANDLE UPPER .....	1	1		
8	53132-K0F-T00	HOLDER, HANDLE UNDER .....	2	2		
9	53133-K26-900	RUBBER, HANDLE CUSHION .....	4	4		
10	53230-K0F-T00	BRIDGE, FORK TOP .....	1	1		
11	61350-K0F-T00	STAY, METER .....	1	1		
12	72147-K0F-V01	TRANSMITTER ASSY., ALARM & ANSWER	1	-		
	72148-K0F-D13	.....	-	1	-----	2ED, ED
	72147-K0F-N71	.....	-	1	-----	2IN, IN
	72147-K0F-T01	.....	-	1	-----	U
13	72148-TY0-000	BATTERY COMP.(CR1632) .....	1	1	-----	2ED, 2IN, 2V, ED, IN, U, V
14	86150-KPG-901	EMBLEM, PRODUCT(MARUI) .....	1	1		
15	90107-MBG-000	BOLT, ONE-WAY, 8MM .....	2	2		
16	90118-MGZ-D80	SCREW, PAN, 6X14 .....	2	2		
17	90160-K26-900	BOLT, FLANGE SOCKET, 8X32 .....	2	2		
18	90191-K29-900	SCREW, OVAL, 6X45 .....	2	2		
19	90304-KPG-901	NUT, U, 8MM .....	2	2		
20	90305-KGH-900	NUT, STEERING STEM .....	1	1		

**3**

# F-7

# HANDLE PIPE



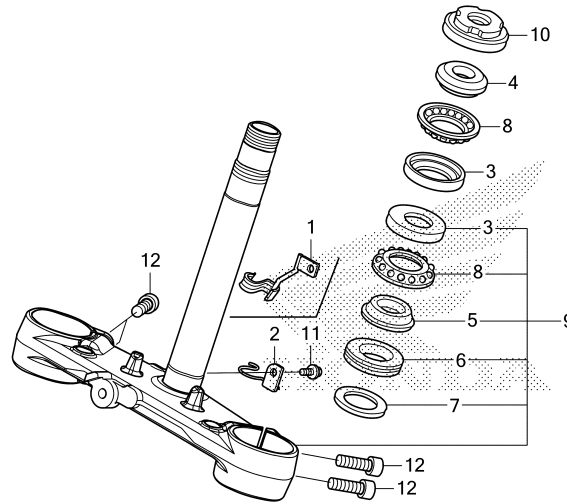
Ref. No.	Part No.	Description	Reqd. QTY		Serial No.	Parts catalogue code
			Z125	MA		
			M	N		
21	90503-KGA-900	WASHER, STEERING STEM .....	1	1		
22	90535-K26-900	WASHER, HANDLE UNDER HOLDER ..	2	2		
23	91059-KY2-711	SCREW, TAPPING, 3X16 .....	3	3		
24	91455-KEA-000	CAP, SOCKET BOLT, 8MM .....	4	4		
25	96700-08035-00	BOLT, SOCKET, 8X35 .....	4	4		





# F-9

# STEERING STEM



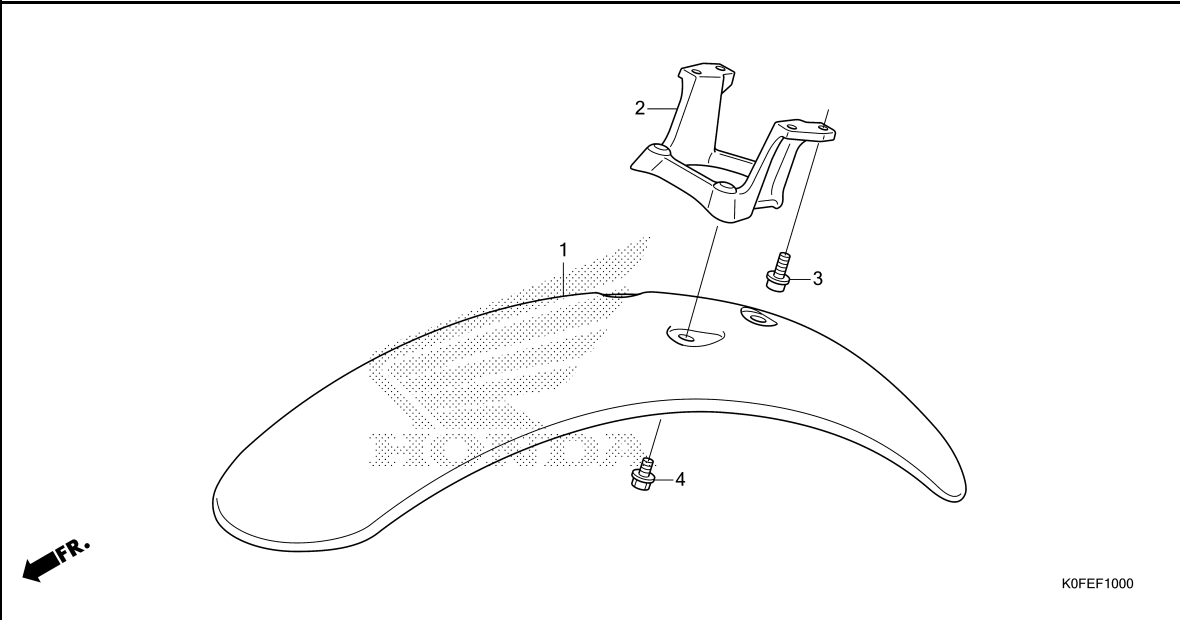
Ref. No.	L.O.N.	(Relative ref. Number) Description	F.R.T.
3	(8)		
	5101A0	RACE, STEERING BALL :UPPER ...	1.7
	5101A1	RACE, STEERING BALL :LOWER ...	1.9
	5101C9	RACE, STEERING BALL :BOTH ....	1.9
4	5101A9	RACE, STEERING TOP CONE .....	1.7
5	(6)		
	5101B0	RACE, STEERING BOTTOM CONE ...	1.9
9	510100	STEM OR SHAFT ASSY., STEERING	1.7
10	5101B2	THREAD, STEERING HEAD TOP ....	1.5

Ref. No.	Part No.	Description	Reqd. QTY		Serial No.	Parts catalogue code
			Z125 M N	MA N		
1	38526-K0F-J10	STAY, SENSOR CORD .....	-	1		
2	45157-K0F-T00	GUIDE COMP. B, FR. BRAKE HOSE	1	-		
3	50301-KTR-900	RACE, STEERING TOP BALL .....	2	2		
4	53211-268-010	RACE, STEERING TOP CONE .....	1	1		
5	53212-200-000	RACE, STEERING BOTTOM CONE ...	1	1		
6	53214-200-000	DUST SEAL, STEERING HEAD .....	1	1		
7	53215-200-000	WASHER, STEERING HEAD DUST SEAL	1	1		
8	53215-KTR-900	BALL ASSY., STEERING STEEL ...	2	2		
9	53219-K0F-T00	STEM SUB ASSY., STEERING .....	1	-		
	53219-K0F-D10	.....	-	1		
10	53220-KE8-010	THREAD COMP., STEERING HEAD TOP	1	1		
11	90013-GHB-610	BOLT, FLANGE, 6X12 .....	1	1		
12	96600-08025-00	BOLT, SOCKET, 8X25 .....	4	4		

3

# F-10

# FRONT FENDER



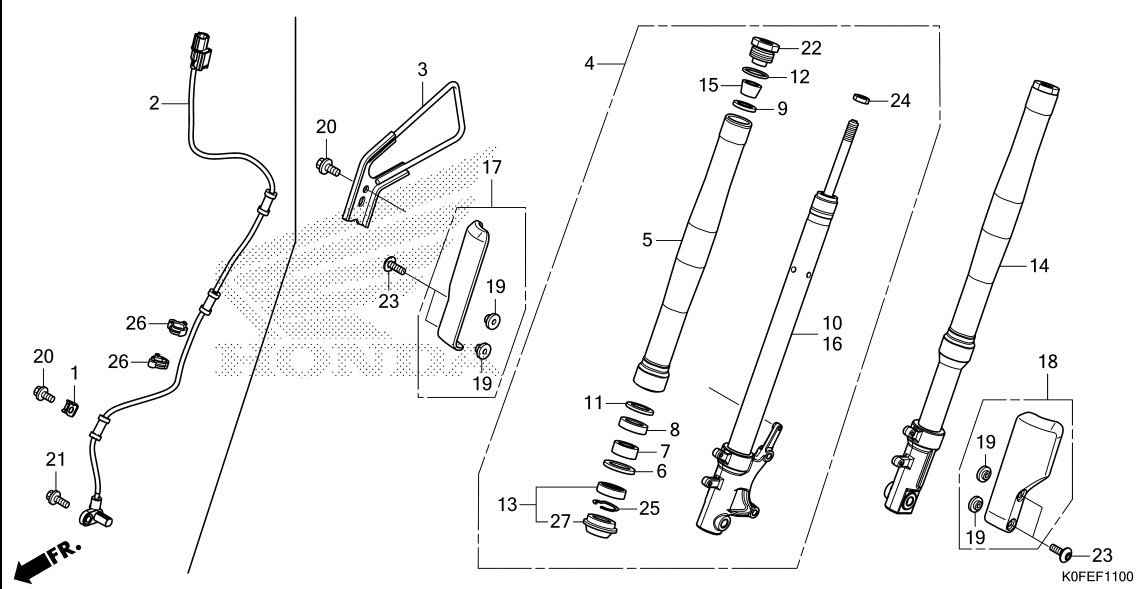
Ref. No.	L.O.N.	(Relative ref. Number) Description	F.R.T.
1	4131B7	FENDER, FRONT .....	0.1
2	4131C2	STAY, FRONT FENDER .....	0.1

Ref. No.	Part No.	Description	Reqd. QTY		Serial No.	Parts catalogue code
			Z125 M N	MA N		
1	61100-K0F-T00	FENDER, FR.....	1	1		
2	61200-K0F-T00	BRACKET, FR. FENDER.....	1	1		
3	90071-MEL-000	BOLT, FLANGE SOCKET, 6X16....	4	4		
4	90102-KGH-900	BOLT, FLANGE, 6X10.....	3	3		



# F-11

# FRONT FORK

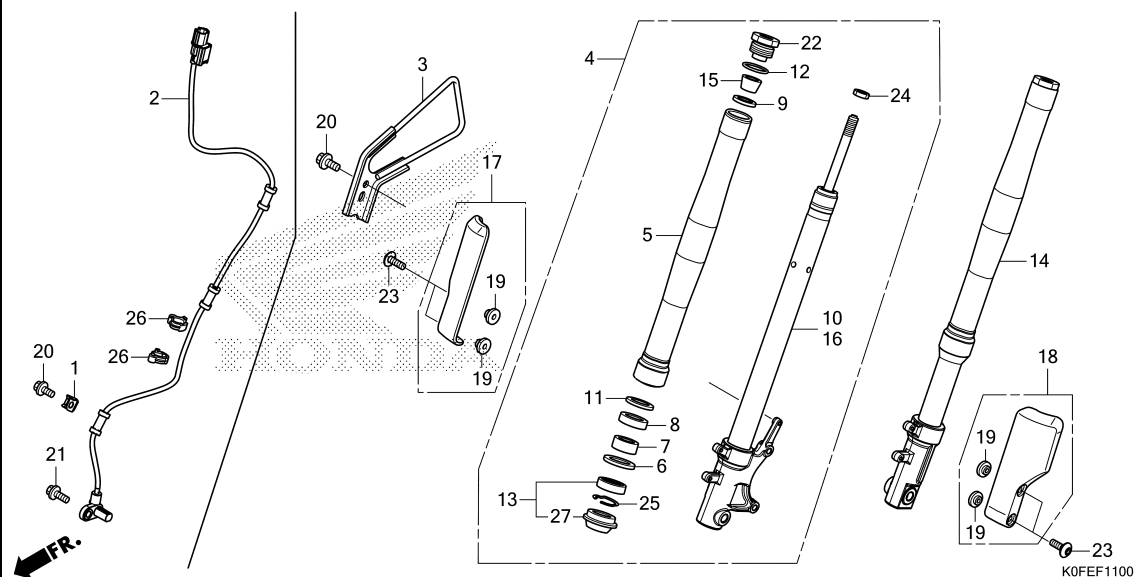


Ref. No.	L.O.N.	(Relative ref. Number) Description	F.R.T.
2	617196	SENSOR, WHEEL SPEED :FRONT ...	0.4
4	5111C3	FORK ASSY., FRONT :RIGHT .....	0.5
5	5111C8	TUBE, OUTER :LEFT .....	0.8
	5111C9	TUBE, OUTER :RIGHT .....	0.8
	5111D0	TUBE, OUTER :BOTH .....	1.2
10		(7,8)	
	5111D9	DAMPER, FRONT FORK :RIGHT ....	0.8
13	5111E7	SEAL SET, FRONT FORK :LEFT ...	0.8
	5111E8	SEAL SET, FRONT FORK :RIGHT ..	0.8
	5111E9	SEAL SET, FRONT FORK :BOTH ...	1.2
14	5111C2	FORK ASSY., FRONT :LEFT .....	0.5
	5111C4	FORK ASSY., FRONT :BOTH .....	0.6
16		(7,8)	
	5111D8	DAMPER, FRONT FORK :LEFT ....	0.8
	5111E0	DAMPER, FRONT FORK :BOTH ....	1.2
17	5111F5	PROTECTOR, FRONT FORK :RIGHT ..	0.1
18	5111F4	PROTECTOR, FRONT FORK :LEFT ..	0.1
	5111H6	PROTECTOR, FRONT FORK :BOTH ..	0.1

Ref. No.	Part No.	Description	Reqd. QTY		Serial No.	Parts catalogue code
			Z125 M N	MA N		
1	38515-K26-C10	GUIDE, SENSOR CORD .....	-	1		
2	38520-K0F-D71	SENSOR, FR. WHEEL SPEED .....	-	1		
3	45155-K0F-T00	GUIDE COMP., FR. BRAKE HOSE ..	1	1		
4	51400-K0F-A61ZA	FORK ASSY., R. FR.	-	-		
	*TYPE1*	.....	1	-		
	51400-K0F-V61ZA	*TYPE1*	1	-		
	51400-K0F-J71ZA	*TYPE1*	-	1	-----	2ED,2FO,2KO,ED,FO,KO,U
	51400-K0F-A71ZA	*TYPE1*	-	1	-----	2ED,2FO,2KO,ED,FO,U
	51400-K0F-D71ZA	*TYPE1*	-	1	-----	2ED,2FO,2KO,FO,KO,U
	51400-K0F-305ZA	*TYPE1*	-	1	-----	2IN,IN
	51400-K0F-306ZA	*TYPE1*	-	1	-----	2IN,IN
	51400-K0F-309ZA	*TYPE1*	-	1	-----	2IN,IN
	51400-K0F-N71ZA	*TYPE1*	-	1	-----	ED,U
5	51410-K0F-J01	TUBE, OUTER(RED) .....	2	2	-----	2ED,2FO,2KO,2V,ED,FO,KO,U,V
	51410-K0F-A01	TUBE, OUTER(GOLD) .....	2	2	-----	2ED,2FO,2KO,2V,ED,FO,U,V
	51410-K0F-T01	TUBE, OUTER(BLACK) .....	-	2	-----	2ED,2FO,2KO,FO,KO,U
	51410-K0F-305	TUBE, OUTER(GOLD) .....	-	2	-----	2IN,IN
	51410-K0F-306	TUBE, OUTER(RED) .....	-	2	-----	2IN,IN
	51410-K0F-309	TUBE, OUTER(BLACK) .....	-	2	-----	2IN,IN
	51410-K0F-V01	TUBE, OUTER(BLUE) .....	-	2	-----	ED,U
6	51412-KK4-003	RING, BACK UP(SHOWA) .....	2	2		
7	51414-K0F-T01	BUSH, GUIDE .....	2	2		
8	51415-K20-901	BUSH, SLIDER .....	2	2		
9	51419-K20-T21	SEAT .....	2	2		
10	51425-K0F-T61	DAMPER COMP., R. FR. ....	1	-		
	51425-K0F-D71	.....	-	1	-----	2ED,2FO,2KO,ED,FO,KO,U
	51425-K0F-305	.....	-	1	-----	2IN,IN

# F-11

# FRONT FORK

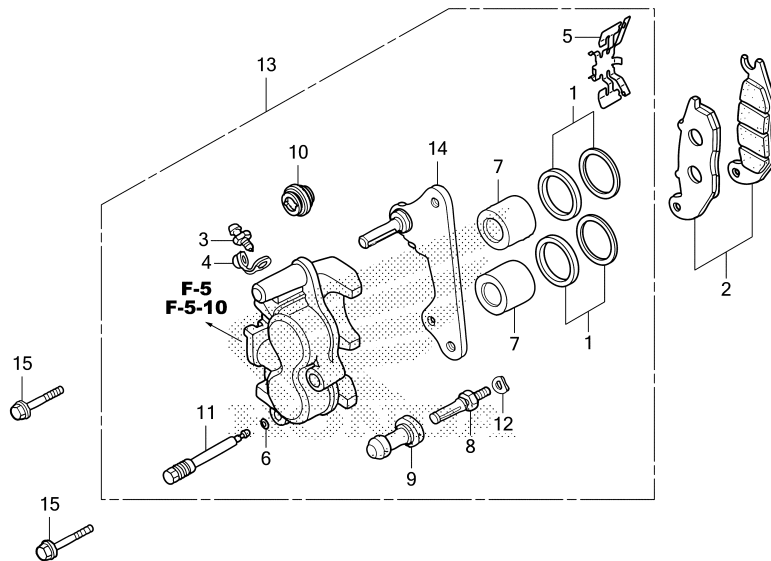


Ref. No.	Part No.	Description	Reqd. QTY		Serial No.	Parts catalogue code
			Z125	MA		
			M	N		
11	51438-K20-901	RING B, PISTON	2	2		
12	51458-K20-901	O-RING	2	2		
13	51490-KRM-852	SEAL SET, FR. FORK(SHOWA)	2	2		
14	51500-K0F-V61ZA	FORK ASSY., L. FR.				
	*TYPE1*		1	1	-----	2ED,2FO,2KO,2V,ED,FO,KO,U,V
	51500-K0F-A61ZA	*TYPE1*	1	1	-----	2ED,2FO,2KO,2V,ED,FO,U,V
	51500-K0F-T61ZA	*TYPE1*	-	1	-----	2ED,2FO,2KO,FO,KO,U
	51500-K0F-305ZA	*TYPE1*	-	1	-----	2IN,IN
	51500-K0F-306ZA	*TYPE1*	-	1	-----	2IN,IN
	51500-K0F-309ZA	*TYPE1*	-	1	-----	2IN,IN
	51500-K0F-N71ZA	*TYPE1*	-	1	-----	ED,U
15	51517-K20-T21	RUBBER, STOPPER	2	2		
16	51525-K0F-T61	DAMPER COMP., L. FR.	1	1	-----	2ED,2FO,2KO,2V,ED,FO,KO,U,V
	51525-K0F-305		-	1	-----	2IN,IN
17	51610-K0F-T00	COVER COMP., R. FR. FORK(WOL)	1	-		
	51650-K0F-D10ZA	COVER COMP., R. FR. FORK(WL)				
	*TYPE1*		-	1		
18	51620-K0F-T00	COVER COMP., L. FR. FORK	1	1		
19	61101-KZZ-900	COLLAR, FR. FENDER	4	4		
20	90013-GHB-610	BOLT, FLANGE, 6X12	1	2		
21	90117-KZZ-J80	BOLT, FLANGE, 6X14	-	1		
22	90123-K20-T21	BOLT, FR. FORK	2	2		
23	90130-K26-900	SCREW, PAN, 6X18	4	4		
24	90301-MB9-950	NUT, LOCK, 12MM	2	2		
25	90601-354-000	RING, OIL SEAL STOP(SHOWA)	2	2		
26	90690-MCA-003	CLIP, CABLE, 14MM	-	2		
27	91254-GAA-003	DUST SEAL(SHOWA)	2	2		



# F-12-10

# FRONT BRAKE CALIPER



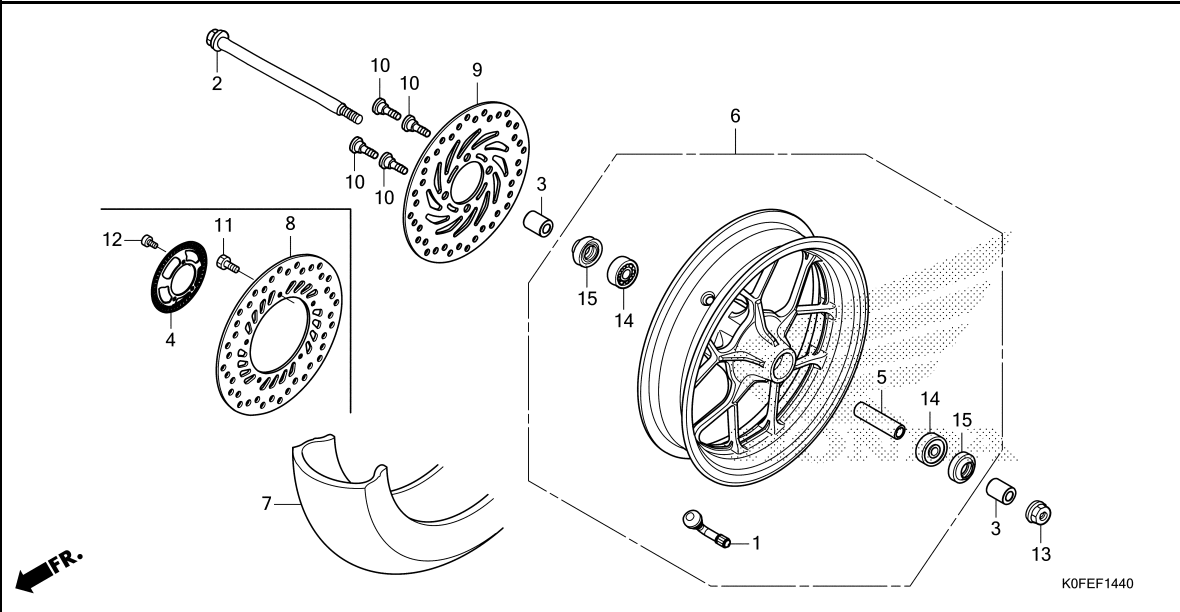
Ref. No.	L.O.N.	(Relative ref. Number) Description	F.R.T.
2	711115	SHOE(PAD) SET, BRAKE :FRONT ..	0.1
7		(1)	
	7111D1	PISTON, FRONT BRAKE CALIPER ..	0.5
		.INCLUDES: Bleed brakes	
		.NOTE: Same time for two units	
13	711130	CALIPER, FRONT BRAKE .....	0.4
		.INCLUDES: Bleed brakes	
14	7111G0	BRACKET, FRONT CALIPER .....	0.2

Ref. No.	Part No.	Description	Reqd. QTY		Serial No.	Parts catalogue code
			Z125	MA		
			M	N		
1	06451-GE2-405	SEAL SET, PISTON .....	2	2		
2	06455-KPP-902	PAD SET, FR. ....	1	1	-----	2FO,2IN,2KO,2V,FO,IN,KO,U,V
	06455-K26-921	PAD SET, FR. BRAKE .....	-	1	-----	2ED,ED
3	43352-568-003	SCREW, BLEEDER(NISSIN) .....	1	1		
4	43353-461-771	CAP, BLEEDER .....	1	1		
5	45108-KPH-951	SPRING, PAD .....	1	1		
6	45111-MAJ-G41	RING, STOPPER .....	1	1		
7	45117-MAJ-G41	PISTON A, 25X27 .....	2	2		
8	45131-GZ0-006	BOLT, PIN .....	1	1		
9	45132-166-016	BOOT, PIN BUSH(NISSIN) .....	1	1		
10	45133-MA3-006	BOOT B .....	1	1		
11	45215-KPH-951	PIN, HANGER .....	1	1		
12	45216-166-006	WASHER, WAVE .....	1	1		
13	45250-K0F-T01	CALIPER SUB ASSY., R. FR.				
		(NISSIN)	1	1	-----	2FO,2IN,2KO,2V,FO,IN,KO,U,V
	45250-K0F-D11	.....	-	1	-----	2ED,ED
14	45290-K26-C11	BRACKET SUB ASSY., FR. CALIPER	1	1		
15	90131-KGH-900	BOLT, FLANGE, 8X25 .....	2	2		

3

# F-14-40

# FRONT WHEEL



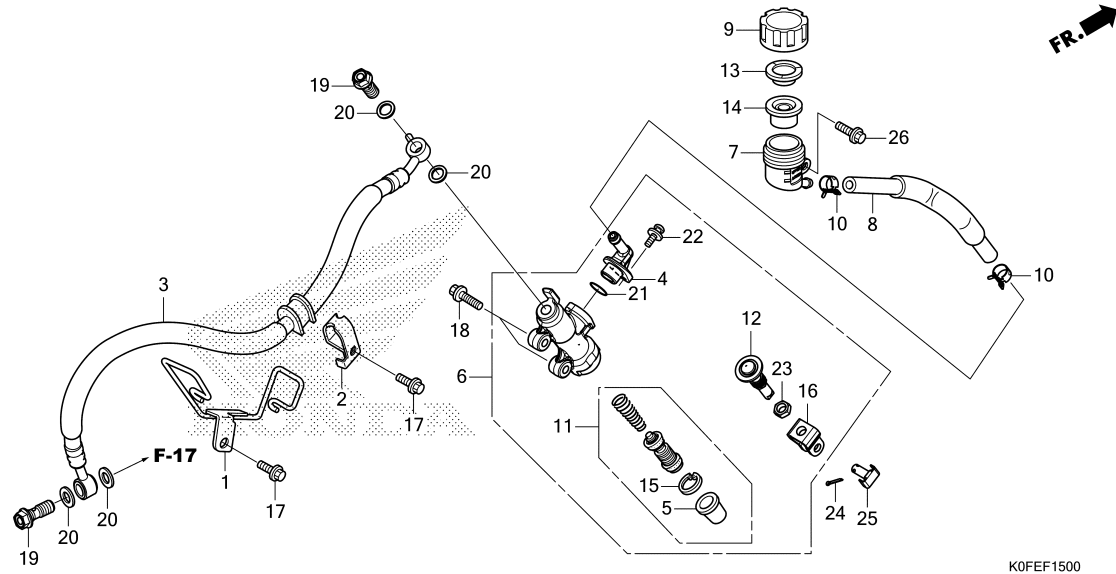
Ref. No.	L.O.N.	(Relative ref. Number) Description	F.R.T.
2	(15)		
4	710151	AXLE, FRONT WHEEL .....	0.3
6	7101B0	RING, PULSER :FRONT .....	0.4
7	7101D4	FRONT WHEEL .....	0.7
7	710139	FRONT TIRE(ONE) .....	0.6
9	(8)		
14	711120	DISC, FRONT BRAKE .....	0.4
14	710115	BEARING, FRONT WHEEL(ONE) .....	0.5
	710115G	.Replace 1 bearing add .....	0.1

Ref. No.	Part No.	Description	Reqd. QTY		Serial No.	Parts catalogue code
			Z125 M N	MA N		
1	42753-KJ9-004	VALVE, RIM(DUNLOP) .....	1	1		
2	44301-K0F-T00	AXLE, FR. WHEEL .....	1	1		
3	44311-K0F-T00	COLLAR, R. FR. WHEEL SIDE .....	2	2		
4	44515-K26-C10	RING, FR. PULSER .....	-	1		
5	44620-K26-900	COLLAR, FR. AXLE DISTANCE .....	1	1		
6	44650-K0F-T60ZA	WHEEL SUB ASSY., FR. *NH303M*	1	-		
		MAT AXIS GRAY METALLIC	1	-		
	44650-K0F-D70ZA	*NH303M*	-	1		
		MAT AXIS GRAY METALLIC	-	1		
7	44711-K0F-T02	TIRE, FR.(120/80-12 65J)(VEE)	1	1		
8	45251-K26-C12	DISK, FR. BRAKE .....	-	1		
9	45251-KWB-602	DISK, FR. BRAKE(SUNSTAR) .....	1	-		
10	90105-KGH-900	BOLT, BRAKE DISK, 8X24 .....	4	-		
11	90105-KZZ-900	BOLT, DISK, 6X17 .....	-	5		
12	90131-K26-G50	BOLT, TORX, 5X10 .....	-	3		
13	90306-KWN-701	NUT, U, 12MM .....	1	1		
14	91053-K03-H01	BEARING, RADIAL BALL(6301U L)	2	2		
		(NTN)	2	2		
	91053-K03-H02	BEARING, RADIAL BALL(6301U L)	2	2		
		(FAG)	2	2		
15	91252-KGH-902	DUST SEAL, 23X37X7(NOK) .....	2	2		



# F-15

# REAR BRAKE MASTER CYLINDER

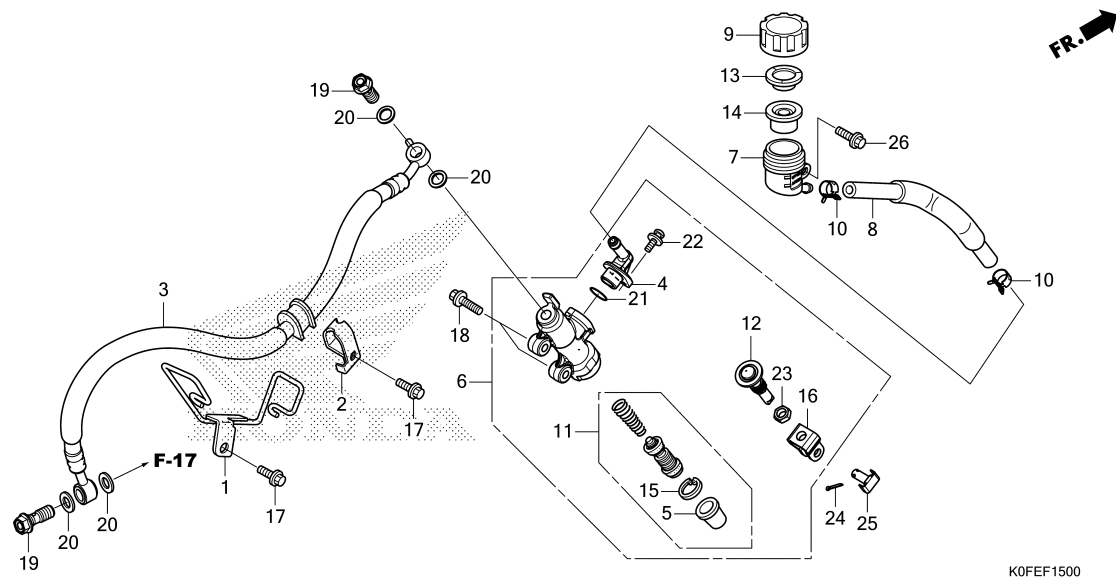


Ref. No.	L.O.N.	(Relative ref. Number) Description	F.R.T.
3	712130	HOSE, REAR BRAKE ..... .INCLUDES: Bleed brakes	0.3
6	712125	CYLINDER, REAR BRAKE MASTER .. .INCLUDES: Bleed brakes	0.5
7	7121F6	CUP, REAR MASTER CYLINDER OIL .INCLUDES: Bleed brakes	0.3
8	7121C2	HOSE, REAR MASTER CYLINDER OIL CUP .....	0.4
		.INCLUDES: Bleed brakes	
11	7121H0	PISTON SET, REAR BRAKE MASTER .INCLUDES: Bleed brakes	0.5
14	7121G7	DIAPHRAGM, REAR BRAKE MASTER CYLINDER .....	0.1

Ref. No.	Part No.	Description	Reqd. QTY		Serial No.	Parts catalogue code
			Z125 M N	MA N		
1	43155-K0F-T00	CLAMPER COMP., RR. BRAKE HOSE	1	1		
2	43156-K0F-T00	CLAMPER, RR. BRAKE HOSE .....	1	1		
3	43310-K0F-T01	HOSE COMP., RR. BRAKE .....	1	1	----- 2FO, 2IN, 2KO, 2V, FO, IN, KO, U, V	
	43310-K0F-D11	.....	-	1	----- 2ED, ED	
4	43503-MR7-006	CONNECTOR .....	1	1		
5	43504-MB2-006	BOOT COMP. ....	1	1		
6	43510-K26-B01	CYLINDER SUB ASSY., RR. BRAKE MASTER(NISSIN)	1	1		
7	43511-K1N-V01	CUP COMP., MASTER CYLINDER OIL	1	1		
8	43512-K0F-T01	HOSE COMP., RR. MASTER CYLINDER	1	1		
9	43513-KWN-931	CAP, MASTER CYLINDER .....	1	1		
10	43514-KS6-701	CLAMP, MASTER CYLINDER OIL HOSE	2	2		
11	43520-MJ6-315	PISTON SET, MASTER CYLINDER (NISSIN)	1	1		
12	43530-KV3-831	ROD COMP., PUSH .....	1	1		
13	45518-GM9-711	PLATE, DIAPHRAGM .....	1	1		
14	45520-GM9-711	DIAPHRAGM .....	1	1		
15	46182-MEL-D21	CIRCLIP .....	1	1		
16	46504-KV6-702	JOINT, BRAKE ROD .....	1	1		
17	90013-GHB-610	BOLT, FLANGE, 6X12 .....	2	2		
18	90101-K26-B00	BOLT, FLANGE, 6X22 .....	2	2		
19	90145-KPH-B30	BOLT, OIL, 10X22(NISSIN) .....	2	2	----- 2FO, 2IN, 2KO, 2V, FO, IN, KO, U, V	
	90145-MS9-612	BOLT, OIL, 10X22(SAGA) .....	-	2	----- 2ED, ED	
20	90545-300-000	WASHER, OIL BOLT .....	4	4		

# F-15

# REAR BRAKE MASTER CYLINDER



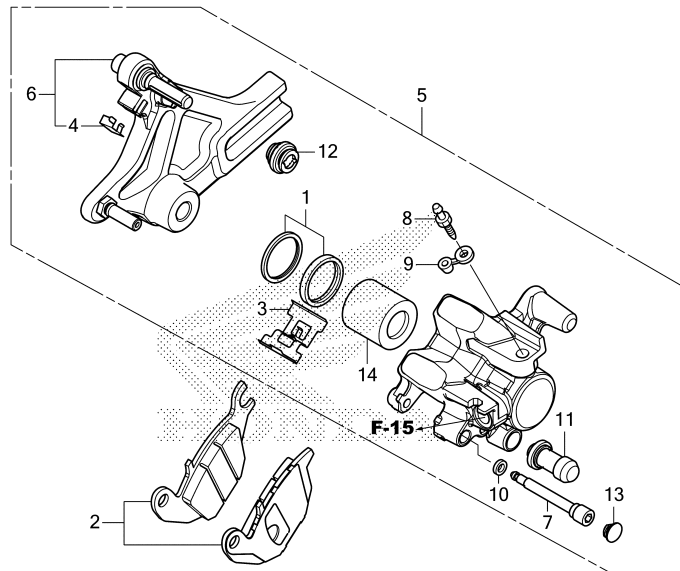
Ref. No.	Part No.	Description	Reqd. QTY		Serial No.	Parts catalogue code
			Z125 M N	MA N		
21	91212-422-006	O-RING, 14.8X2.4	1	1		
22	93893-04012-17	SCREW-WASHER, 4X12	1	1		
23	94002-08000-0S	NUT, HEX., 8MM	1	1		
24	94201-20120	PIN, SPLIT, 2.0X12	1	1		
25	95015-54000	PIN D, JOINT	1	1		
26	95701-06014-00	BOLT, FLANGE, 6X14	1	1		





# F-17

# REAR BRAKE CALIPER



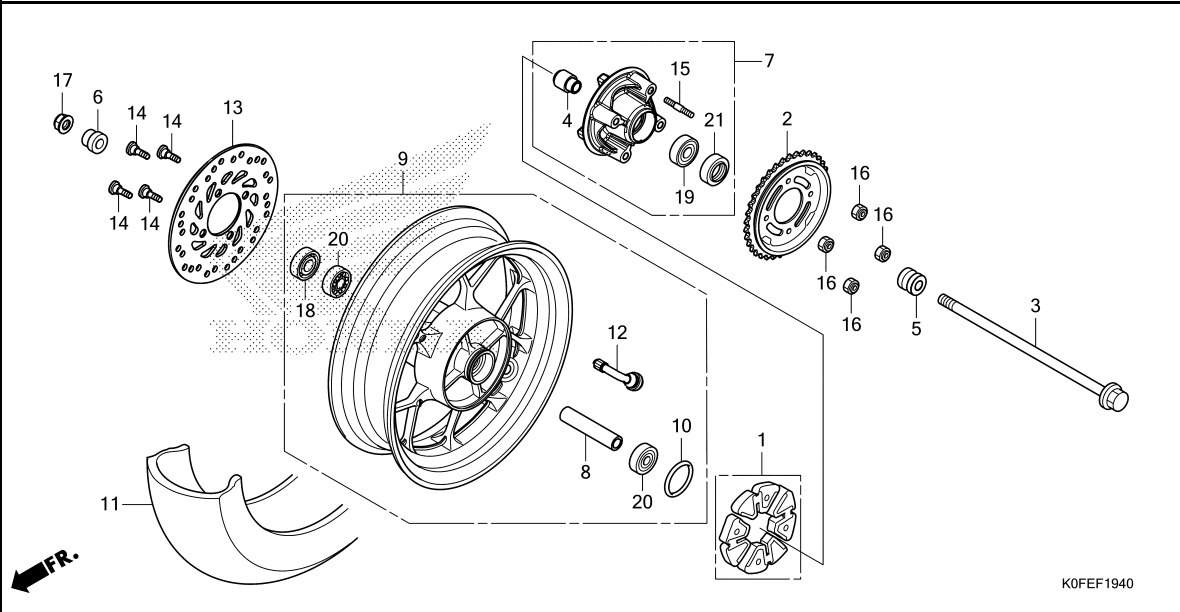
Ref. No.	L.O.N.	(Relative ref. Number) Description	F.R.T.
2	711140	SHOE(PAD) SET, BRAKE :REAR ...	0.1
5	711155	CALIPER, REAR BRAKE ..... .INCLUDES: Bleed brakes	0.6
6	7111C1	BRACKET, REAR CALIPER ..... (1)	0.4
14	7111D5	PISTON, REAR BRAKE CALIPER ... .INCLUDES: Bleed brakes	0.7

Ref. No.	Part No.	Description	Reqd. QTY		Serial No.	Parts catalogue code
			Z125 M N	MA N		
1	06431-MA3-405	SEAL SET, PISTON.....	1	1		
2	06435-K0F-T01	PAD SET, RR.....	1	1	-----	2FO,2IN,2KO,2V,FO,IN,KO,U,V
	06435-K0F-D11	.....	-	1	-----	2ED,ED
3	43108-KSP-B51	SPRING, PAD(NISSIN).....	1	1		
4	43112-KTM-751	RETAINER.....	1	1		
5	43150-K0F-T01	CALIPER SUB ASSY., RR.(NISSIN)	1	1	-----	2FO,2IN,2KO,2V,FO,IN,KO,U,V
	43150-K0F-D11	.....	-	1	-----	2ED,ED
6	43190-K0F-T01	BRACKET SUB ASSY., RR.....	1	1		
7	43215-KGH-901	PIN, HANGER.....	1	1		
8	43352-568-003	SCREW, BLEEDER(NISSIN).....	1	1		
9	43353-461-771	CAP, BLEEDER.....	1	1		
10	45111-MAJ-G41	RING, STOPPER.....	1	1		
11	45132-166-016	BOOT, PIN BUSH(NISSIN).....	1	1		
12	45133-MA3-006	BOOT B.....	1	1		
13	45203-MCC-006	PLUG, PIN.....	1	1		
14	45218-MAJ-G41	PISTON B, 27X35.....	1	1		

3

# F-19-40

# REAR WHEEL



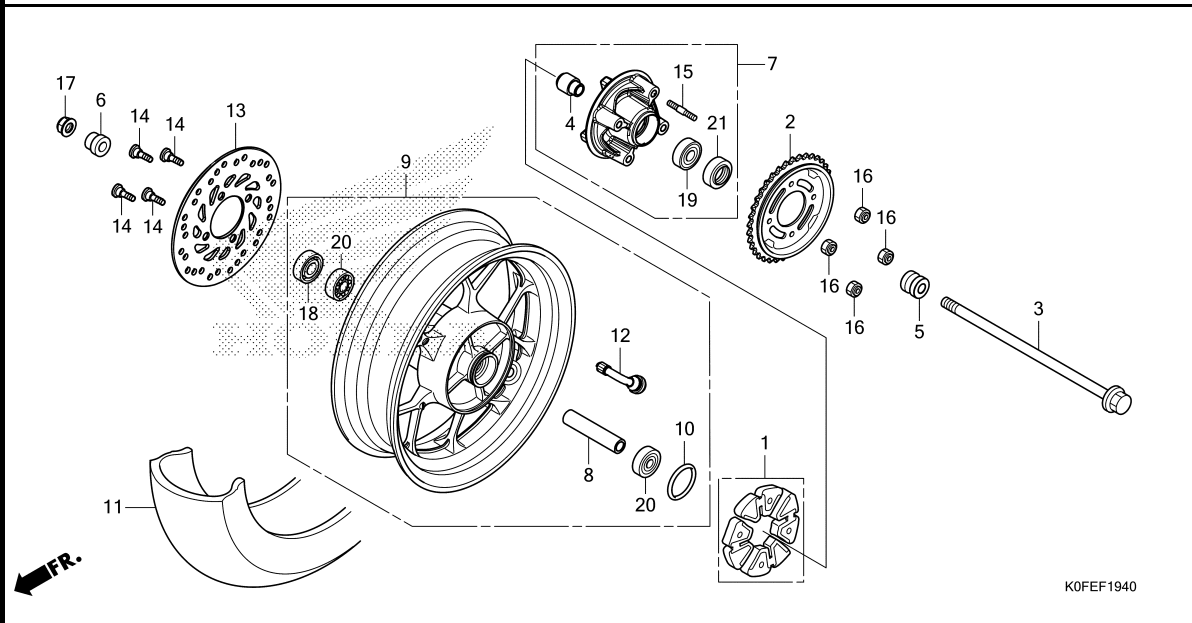
Ref. No.	L.O.N.	(Relative ref. Number) Description	F.R.T.
1		(10)	
710157		DAMPER, REAR WHEEL .....	0.3
2		SPROCKET, FINAL DRIVEN .....	0.4
3		(18,21)	
710160		AXLE, REAR WHEEL .....	0.3
7		FLANGE ASSY., FINAL DRIVEN ..	0.4
9		REAR WHEEL .....	0.7
11		REAR TIRE(ONE) .....	0.6
13		DISC, REAR BRAKE .....	0.4
19		BEARING, FINAL DRIVEN FLANGE .	0.5
20		BEARING, REAR WHEEL(ONE) .....	0.5
710133G		.Replace 1 bearing add .....	0.1

Ref. No.	Part No.	Description	Reqd. QTY		Serial No.	Parts catalogue code
			Z125 M N	MA N		
1	06410-KWB-600	DAMPER SET, WHEEL .....	1	1		
2	41200-K0F-T61	SPROCKET COMP., FINAL DRIVEN (37T)	1	1		
3	42301-K0F-T00	AXLE, RR. WHEEL .....	1	1		
4	42303-KWB-600	SLEEVE, RR. WHEEL .....	1	1		
5	42311-K0F-T00	COLLAR, L. RR. WHEEL SIDE ....	1	1		
6	42312-K0F-T00	COLLAR, R. RR. WHEEL SIDE ....	1	1		
7	42615-K26-G00	FLANGE SUB ASSY., FINAL DRIVEN	1	1	----- 2FO, 2IN, 2KO, 2V, FO, IN, KO, U, V	
	42615-K26-G70	.....	-	1	----- 2ED, ED	
8	42620-K26-900	COLLAR, RR. AXLE DISTANCE ....	1	1		
9	42650-K0F-T60ZA	WHEEL SUB ASSY., RR. *NH303M*	1	1		
10	42653-001-004	MAT AXIS GRAY METALLIC O-RING, 40.5X3 (NIPPON DUST KEEPER)	1	1		
11	42711-K0F-T02	TIRE, RR.(130/80-12 69J)(VEE)	1	1		
12	42753-KJ9-004	VALVE, RIM(DUNLOP) .....	1	1		
13	43251-K26-G01	DISK, RR. BRAKE .....	1	1		
14	90105-KGH-900	BOLT, BRAKE DISK, 8X24 .....	4	4		
15	90128-K26-G00	BOLT, STUD, 10X22 .....	4	4		
16	90304-KGH-901	NUT, U, 10MM(FUJI SEIMITSU) ..	4	4		
17	90306-KWN-701	NUT, U, 12MM .....	1	1		
18	90753-051-003	OIL SEAL, 26X37X6(ARAI) .....	1	1		
19	91051-K35-V02	BEARING, RADIAL BALL, 6203UU L (NTN)	1	1		



# F-19-40

# REAR WHEEL



Ref. No.	Part No.	Description	Reqd. QTY		Serial No.	Parts catalogue code
			Z125 M N	MA N		

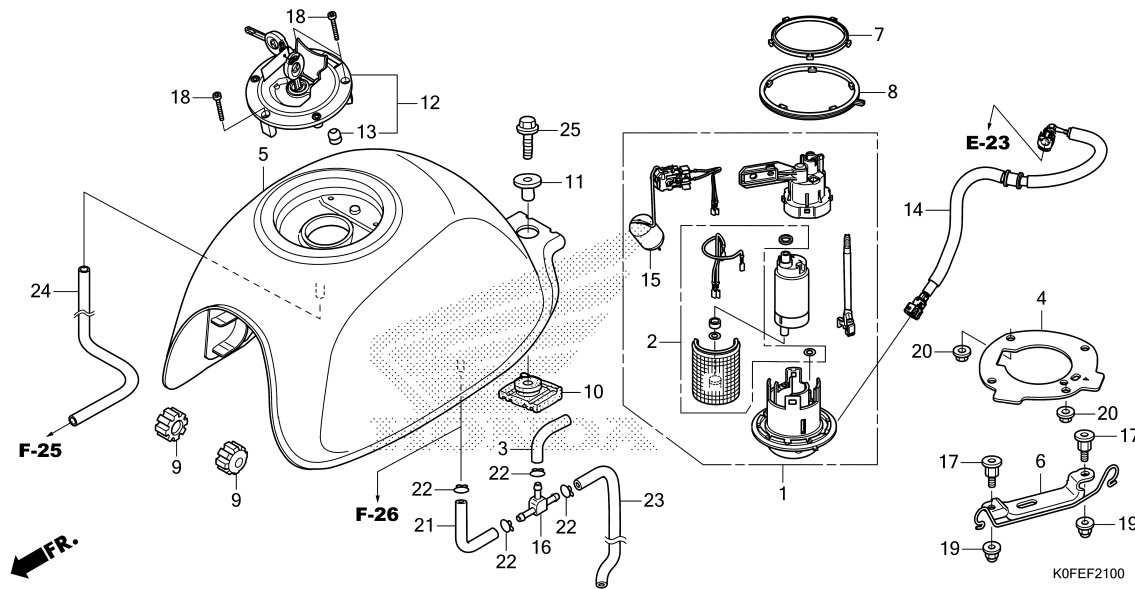
19)	91051-K35-V03	BEARING, RADIAL BALL, 6203UU L (FUJIKOSHI)	1	1		
	20	91053-K03-H01 BEARING, RADIAL BALL(6301U L) (NTN)	2	2		
		91053-K03-H02 BEARING, RADIAL BALL(6301U L) (FAG)	2	2		
	21	91251-KGH-902 DUST SEAL, 27X40X4.5(NOK).....	1	1		

3



# F-21

# FUEL TANK

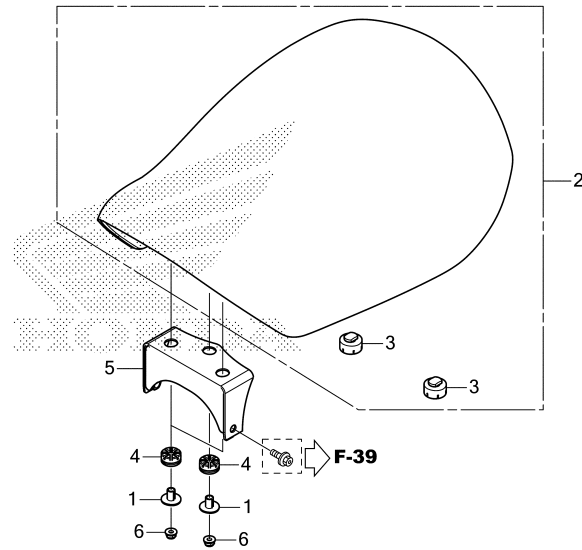


Ref. No.	Part No.	Description	Reqd. QTY		Serial No.	Parts catalogue code
			Z125 M N	MA N		
19	90201-415-000	NUT, CAP, 6MM	2	2		
20	94050-06000	NUT, FLANGE, 6MM	2	2		
21	95001-45250-40	TUBE, FUEL, 4.5X250 (95001-45001-60M)	-	1	-----	----- 2IN, IN, U
22	95002-02080	CLIP, TUBE(B8)	-	4	-----	----- 2IN, IN, U
23	95005-35410-20	TUBE, 3.5X410(95005-35001-20M)	-	1	-----	----- 2IN, IN, U
24	95005-80395-20	TUBE, 8X395	1	1		
25	95701-08028-07	BOLT, FLANGE, 8X28	1	1		



# F-23

# SEAT



K0FEF2300

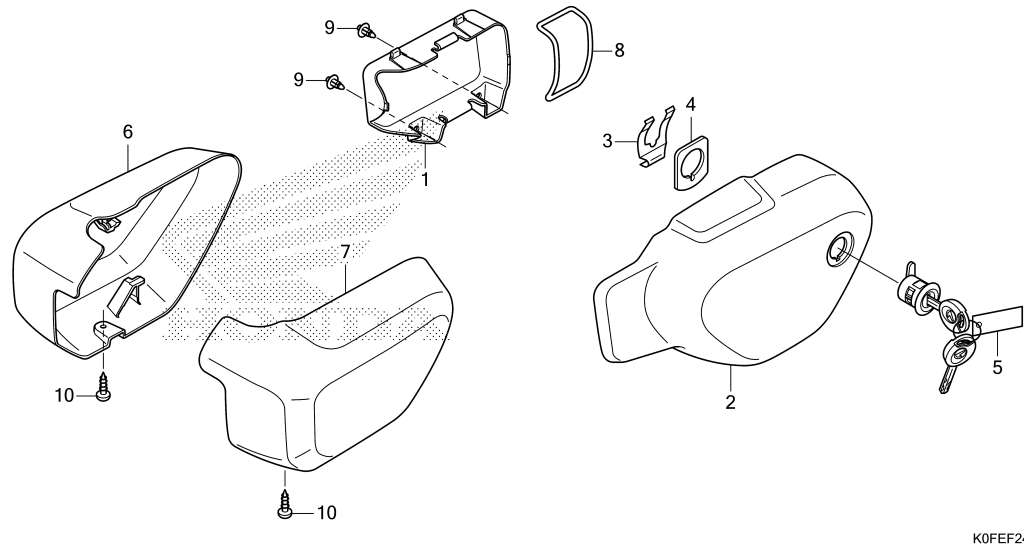
Ref. No.	L.O.N.	(Relative ref. Number) Description	F.R.T.
2	(5)	413150 SEAT .....	0.1

Ref. No.	Part No.	Description	Reqd. QTY		Serial No.	Parts catalogue code
			Z125 M N	MA N		
1	61104-428-010	COLLAR, FR. FENDER(WHITE)....	3	3		
2	77100-K0F-J91ZA	SEAT COMP., SINGLE				
	77100-K0F-J91ZB	*TYPE3*.....	1	1	-----	2ED, 2FO, 2IN, 2KO, 2V
	77100-K0F-T61ZA	*TYPE2*.....	1	1	-----	2ED, 2FO, 2IN, 2KO, 2V
	77100-K0F-T61ZA	*TYPE1*.....	1	1	-----	ED, FO, IN, KO, U, V
3	77206-K0F-T60	RUBBER, SEAT SETTING.....	2	2		
4	77208-KW7-960	RUBBER B, SEAT MOUNTING.....	3	3		
5	77220-K0F-T60	BRACKET, SEAT.....	1	1		
6	90301-KGH-901	NUT, U, 6MM(FUJI SEIMITSU)...	3	3		

3

# F-24

# SIDE OUTER COVER



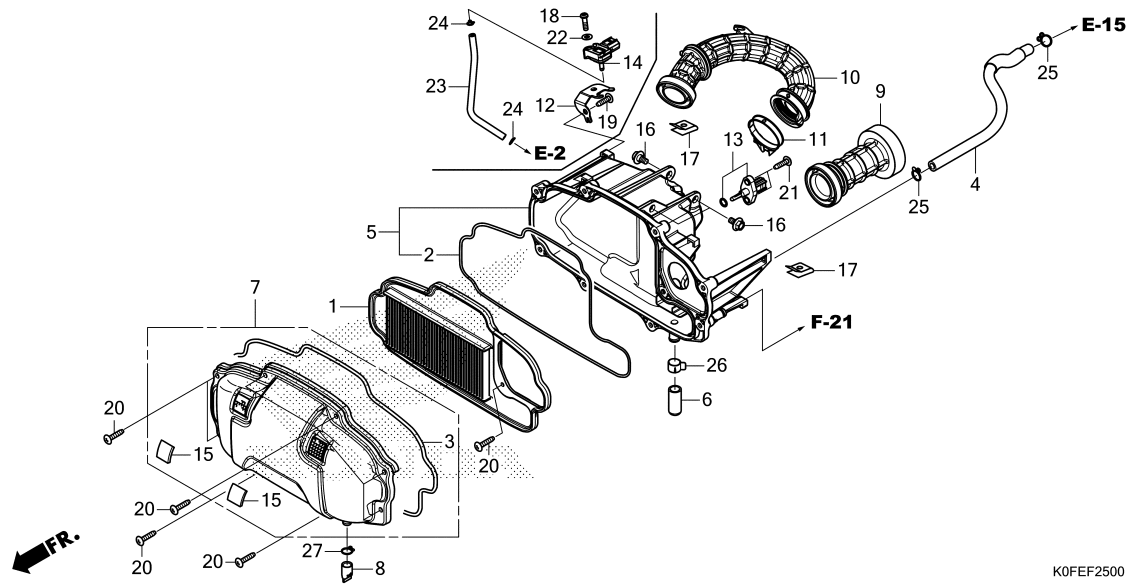
Ref. No.	L.O.N.	(Relative ref. Number) Description	F.R.T.
2	4111H8	COVER, SIDE :LEFT .....	0.1
5	4111P0	LOCK, SIDE COVER .....	0.1
6	3121A7	COVER, AIR CLEANER CASE SIDE :RIGHT .....	0.1
7	3121A6	COVER, AIR CLEANER CASE SIDE :LEFT .....	0.1
	3121G0	COVER, AIR CLEANER CASE SIDE :BOTH .....	0.1

Ref. No.	Part No.	Description	Reqd. QTY		Serial No.	Parts catalogue code
			Z125 M N	MA N		
1	64450-K0F-T00	COVER, L. SIDE INNER.....	1	1		
2	64550-K0F-T60ZB	COVER SET, L. SIDE OUTER(WL)	1	1		
	64550-K0F-T60ZA	*TYPE3*.....	1	1	----- 2ED,2FO,2IN,2KO,2V,ED,FO,IN,U,V	
	64550-K0F-T60ZD	*TYPE1*.....	-	1	----- 2ED,2FO,2IN,2KO,FO,IN,KO,U	
	64550-K0F-T60ZC	*TYPE2*.....	-	1	----- ED,U	
3	75581-MGP-D60	PLATE, LOCK KEY SETTING.....	1	1		
4	77236-K0F-T00	WASHER, SEAT LOCK.....	1	1		
5	77239-K0F-T01	KEY, SEAT LOCK(WAVE).....	1	1		
6	83585-K0F-T00	GARNISH, R. ....	1	1		
7	83595-K0F-T60	GARNISH, L. ....	1	1		
8	89012-KZL-930	BAND, TOOL.....	1	1		
9	90116-KWT-900	RIVET, PUSH, 7MM.....	2	2		
10	93903-24380	SCREW, TAPPING, 4X12.....	2	2		

3

# F-25

# AIR CLEANER



Ref. No.	L.O.N.	(Relative ref. Number) Description	F.R.T.
1		(2)	
5	312105	ELEMENT, AIR CLEANER .....	0.2
7	3121A5	CASE, AIR CLEANER .....	0.4
		(3)	
7	312102	COVER, AIR CLEANER CASE .....	0.2
9	312125	DUCT, AIR CLEANER .....	0.2
10	3121B6	TUBE, AIR CLEANER CONNECTING ..	0.4
13	617120	SENSOR, AIR TEMP .....	0.4
14	617116	SENSOR, MAP .....	0.2

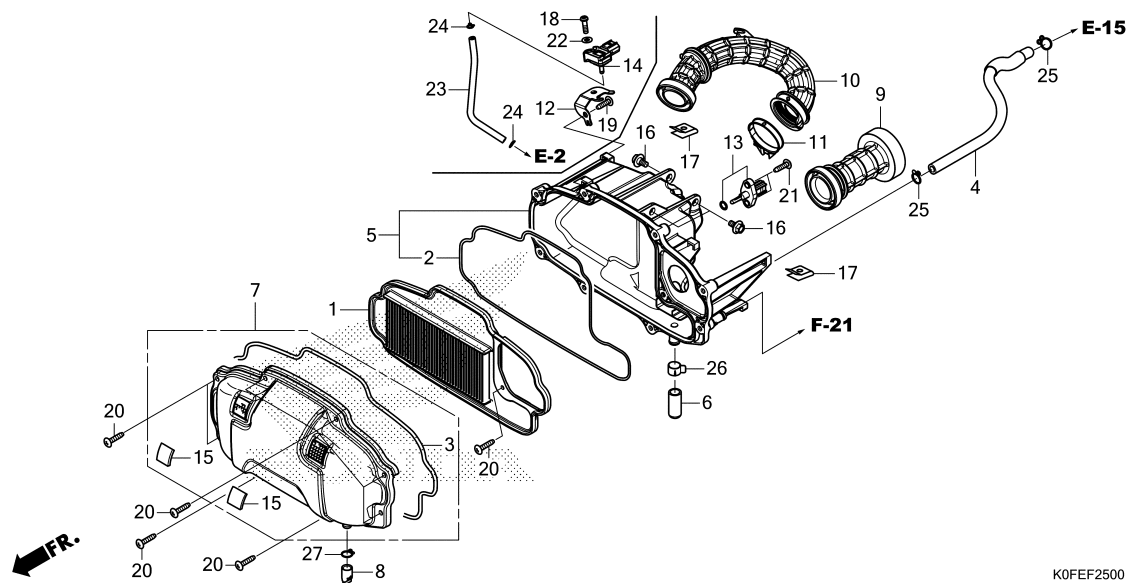
K0FEF2500

Ref. No.	Part No.	Description	Reqd. QTY		Serial No.	Parts catalogue code
			Z125 M N	MA N		
1	17210-K0F-T00	ELEMENT COMP., AIR CLEANER	1	1	-----	2ED, 2FO, 2KO, 2V, ED, FO, KO, U, V
	17220-K0F-N70	ELEMENT COMP., AIR CLEANER(WL)	-	1	-----	2IN, IN
2	17212-KWN-900	SEAL, AIR CLEANER .....	1	1		
3	17214-K0F-T00	SEAL, AIR CLEANER COVER .....	1	1		
4	17218-K0F-T60	TUBE, BREATHER .....	1	1		
5	17225-K0F-J70	CASE SUB ASSY., AIR CLEANER ..	1	1	-----	2ED, 2FO, 2KO, 2V, ED, FO, KO, U, V
	17225-K0F-T60	.....	-	1	-----	2IN, IN
6	17227-KPK-900	TUBE, VINYL, 11X15X35 .....	1	1		
7	17235-K0F-T60	COVER SUB ASSY., AIR CLEANER ..	1	1		
8	17236-KVB-900	PLUG, AIR CLEANER DRAIN .....	1	1		
9	17241-K0F-T60	DUCT, AIR CLEANER .....	1	1		
10	17253-K0F-T60	TUBE, AIR CLEANER CONNECTING ..	1	1		
11	17254-K26-900	BAND, CONNECTING TUBE(44) .....	1	1		
12	17535-K26-G80	STAY, PB .....	-	1	-----	2ED, 2FO, 2KO, ED, FO, KO
13	37880-KWW-C01	SENSOR ASSY., AIR TEMPERATURE	1	1	-----	2ED, 2FO, 2KO, 2V, ED, FO, KO, U, V
14	46401-TM8-A01	SENSOR A, MASTER POWER				
		PRESSURE	-	1	-----	2ED, 2FO, 2KO, ED, FO, KO
15	50387-K0F-T00	CUSHION, BATTERY .....	2	2		
16	90116-KVB-900	BOLT, FLANGE, 6MM .....	3	3		
17	90302-KWW-A00	NUT, SPRING, 4MM .....	2	2		
18	93500-05018-0H	SCREW, PAN, 5X18 .....	-	1	-----	2ED, 2FO, 2KO, ED, FO, KO
19	93903-25380	SCREW, TAPPING, 5X16 .....	-	1	-----	2ED, 2FO, 2KO, ED, FO, KO
20	93903-25580	SCREW, TAPPING, 5X25 .....	9	9		
21	93913-255J0	SCREW, TAPPING, 5X20 .....	2	2	-----	2ED, 2FO, 2KO, 2V, ED, FO, KO, U, V



# F-25

# AIR CLEANER



K0FEF2500

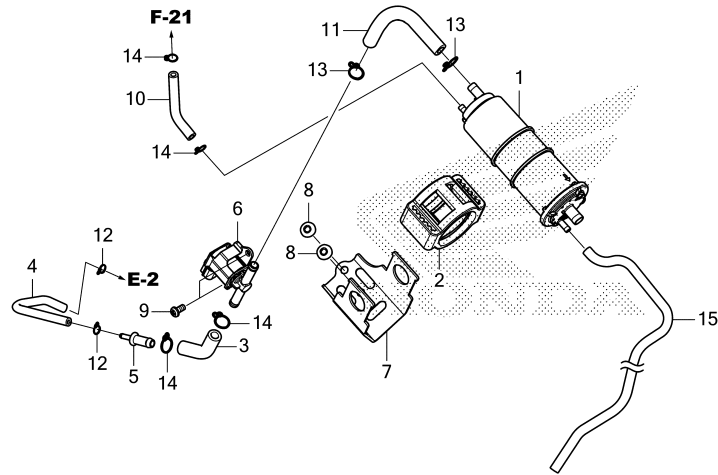
Ref. No.	Part No.	Description	Reqd. QTY		Serial No.	Parts catalogue code
			Z125 M N	MA N		
22	94101-05800	WASHER, PLAIN, 5MM.....	-	1	-----	2ED,2FO,2KO,ED,FO,KO
23	95001-35170-40	TUBE, FUEL, 3.5X170 (95001-35001-60M)	-	1	-----	2ED,2FO,2KO,ED,FO,KO
24	95002-02070	CLIP, TUBE(B7).....	-	2	-----	2ED,2FO,2KO,ED,FO,KO
25	95002-02130	CLIP, TUBE(B12.5).....	2	2		
26	95002-41300-08	CLAMP, TUBE(D13).....	1	1		
27	95002-80000	CLIP, TUBE(C12).....	1	1		

3

# F-26

# CANISTER

FR.



K0FEF2600

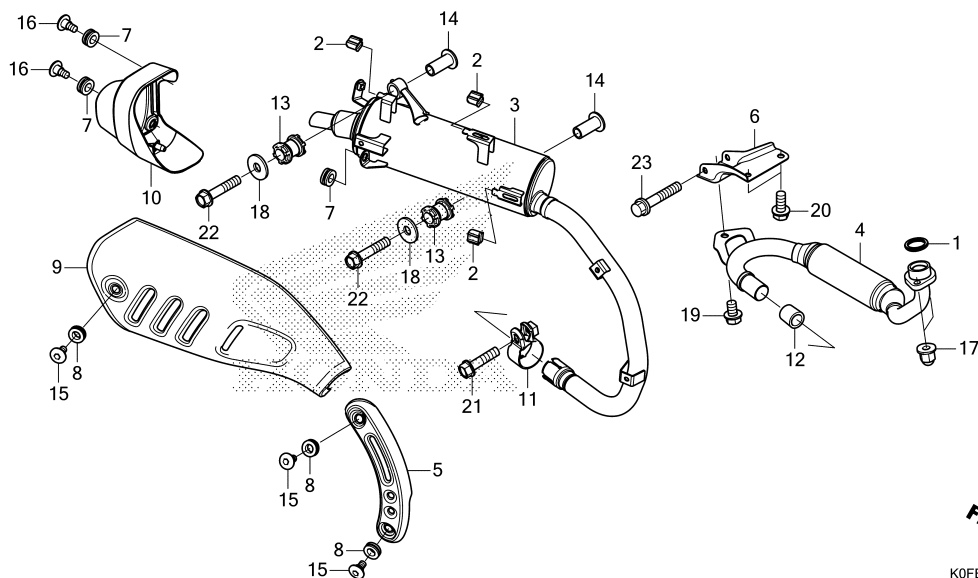
Ref. No.	L.O.N.	(Relative ref. Number) Description	F.R.T.
1	3141A4	CANISTER .....	0.2
6	3141A9	VALVE, PURGE CONTROL .....	0.3

Ref. No.	Part No.	Description	Reqd. QTY		Serial No.	Parts catalogue code
			Z125 M N	MA N		
1	17410-GFM-K01	CANISTER COMP. ....	1	1	-----	2ED,2FO,2KO,2V,ED,FO,KO,V
2	17411-KVR-C00	RUBBER, CANISTER MOUNTING ....	1	1	-----	2ED,2FO,2KO,2V,ED,FO,KO,V
3	17414-K0F-J70	TUBE A, PURGE .....	1	1	-----	2ED,2FO,2KO,2V,ED,FO,KO,V
4	17415-K0F-J70	TUBE B, PURGE .....	1	1	-----	2ED,2FO,2KO,2V,ED,FO,KO,V
5	19126-KM1-010	JOINT, TUBE .....	1	1	-----	2ED,2FO,2KO,2V,ED,FO,KO,V
6	36162-KZL-931	VALVE, PURGE CONTROL SOLENOID	1	1	-----	2ED,2FO,2KO,2V,ED,FO,KO,V
7	50185-K0F-J70	STAY, CANISTER .....	1	1	-----	2ED,2FO,2KO,2V,ED,FO,KO,V
8	90106-MAV-000	SCREW, PAN, 6X12 .....	2	2	-----	2ED,2FO,2KO,2V,ED,FO,KO,V
9	93500-05010-0H	SCREW, PAN, 5X10 .....	2	2	-----	2ED,2FO,2KO,2V,ED,FO,KO,V
10	95001-45090-40	TUBE, FUEL, 4.5X90 (95001-45001-60M)	1	1	-----	2ED,2FO,2KO,2V,ED,FO,KO,V
11	95001-75110-40	TUBE, FUEL, 7.3X110 (95001-75001-60M)	1	1	-----	2ED,2FO,2KO,2V,ED,FO,KO,V
12	95002-02070	CLIP, TUBE(B7) .....	2	2	-----	2ED,2FO,2KO,2V,ED,FO,KO,V
13	95002-02080	CLIP, TUBE(B8) .....	2	2	-----	2ED,2FO,2KO,2V,ED,FO,KO,V
14	95002-02130	CLIP, TUBE(B12.5) .....	4	4	-----	2ED,2FO,2KO,2V,ED,FO,KO,V
15	95005-45420-10	TUBE, 4.5X420 .....	1	1	-----	2ED,2FO,2KO,2V,ED,FO,KO,V

3

# F-27

# EXHAUST MUFFLER



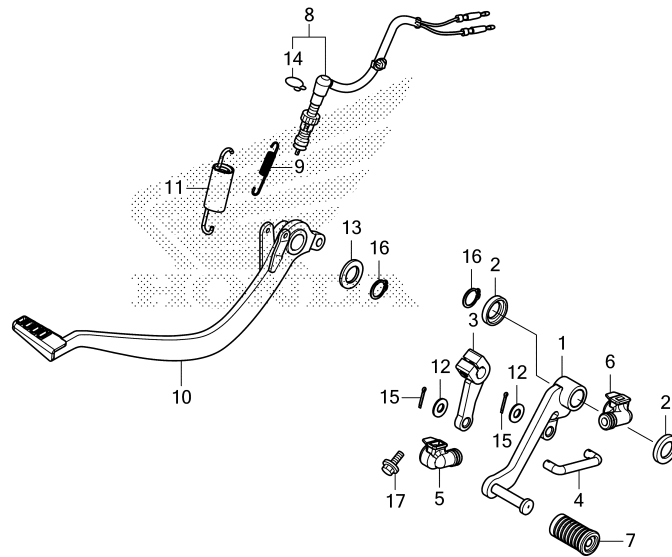
Ref. No.	L.O.N.	(Relative ref. Number) Description	F.R.T.
1	3131B4	GASKET, EXHAUST PIPE .....	0.2
3	313120	MUFFLER .....	0.2
4	313110	PIPE, EXHAUST .....	0.2
5	3131A6	PROTECTOR, EXHAUST PIPE .....	0.1
9	4111X4	COVER, MUFFLER .....	0.1
10	3131F2	CAP, MUFFLER END .....	0.1
12	3131C4	GASKET, MUFFLER .....	0.1

FR. →  
K0FEF2700

Ref. No.	Part No.	Description	Reqd. QTY		Serial No.	Parts catalogue code
			Z125 M N	MA N		
1	18291-GE2-920	GASKET, EX. PIPE.....	1	1		
2	18293-MCA-A20	RUBBER, PROTECTOR PACKING....	3	3		
3	18310-K0F-J70	MUFFLER COMP., EX. ....	1	1		
4	18320-K0F-T60	PIPE COMP., EX. ....	1	1	----- 2IN, 2V, IN, V	
	18320-K0F-J70	.....	-	1	----- 2ED, 2FO, 2KO, ED, FO, KO	
	18320-K0F-U70	.....	-	1	----- U	
5	18325-K0F-T00	PROTECTOR, EX. PIPE.....	1	1		
6	18330-K0F-T60	STAY COMP., EX. PIPE.....	1	1		
7	18345-K15-920	RUBBER, MOUNTING.....	3	3		
8	18345-MBT-610	RUBBER, PROTECTOR MOUNTING...	3	3		
9	18356-K0F-T00	PROTECTOR, MUFFLER.....	1	1		
10	18358-K0F-T60	COVER, TAIL CAP.....	1	1		
11	18371-K26-900	BAND, MUFFLER.....	1	1		
12	18391-HB7-000	PACKING, MUFFLER.....	1	1		
13	18421-K0F-T60	RUBBER, MUFFLER MOUNTING.....	2	2		
14	18422-K26-900	COLLAR, MUFFLER MOUNTING.....	2	2		
15	90113-GFP-B00	SCREW, PAN, 6X12.....	3	3		
16	90113-K15-920	SCREW, PAN, 6X14.....	2	2		
17	90304-KPH-700	NUT, HEX. CAP, 8MM.....	2	2		
18	94103-08700	WASHER, PLAIN, 8MM.....	2	2		
19	95701-08012-08	BOLT, FLANGE, 8X12.....	1	1		
20	95701-08018-08	BOLT, FLANGE, 8X18.....	2	2		
21	95701-08032-02	BOLT, FLANGE, 8X32.....	1	1		
22	95701-08040-07	BOLT, FLANGE, 8X40.....	2	2		
23	95701-08060-08	BOLT, FLANGE, 8X60.....	1	1		

# F-29

# PEDAL



FR.

K0FEF2900

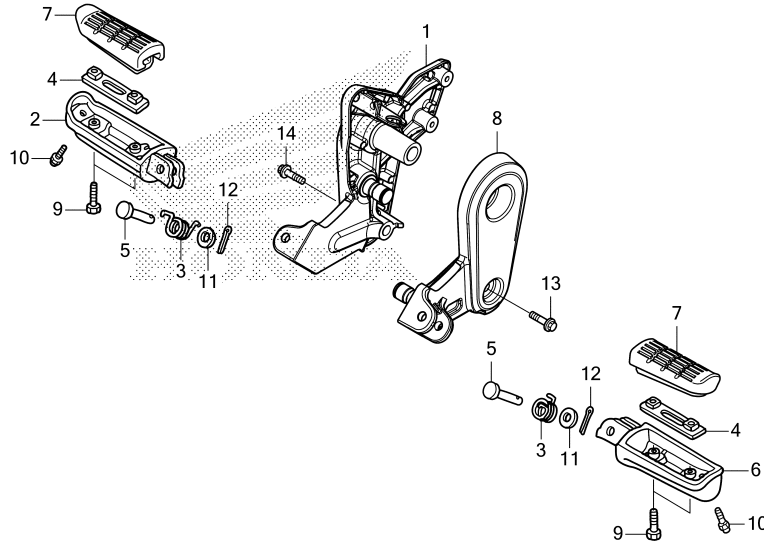
Ref. No.	L.O.N.	(Relative ref. Number) Description	F.R.T.
1	4101A1	PEDAL, GEAR CHANGE .....	0.3
3	4101A2	ARM, GEAR CHANGE .....	0.3
4	5101B5	ROD, CHANGE .....	0.3
8	6151B5	SWITCH, REAR STOP :PEDAL SIDE .....	0.3
10	810160	PEDAL, REAR BRAKE .....	0.2

Ref. No.	Part No.	Description	Reqd. QTY		Serial No.	Parts catalogue code
			Z125 M N	MA N		
1	24701-K0F-T60	PEDAL, GEAR CHANGE .....	1	1		
2	24703-KGH-900	WASHER, CHANGE PEDAL .....	2	2		
3	24711-K26-900	ARM, GEAR CHANGE .....	1	1		
4	24720-K26-900	ROD, TIE .....	1	1		
5	24721-K26-900	COVER, CHANGE PEDAL .....	1	1		
6	24721-KW6-960	COVER, CHANGE PEDAL .....	1	1		
7	24781-KR3-770	RUBBER, GEAR CHANGE PEDAL ....	1	1		
8	35350-K0F-T01	SWITCH ASSY., RR. STOP .....	1	1		
9	35357-K26-900	SPRING, STOP SWITCH .....	1	1		
10	46500-K0F-T00	PEDAL COMP., BRAKE .....	1	1		
11	46513-KPP-900	SPRING ASSY., BRAKE PEDAL ....	1	1		
12	90502-155-000	WASHER, PLAIN, 7MM .....	2	2		
13	90557-230-000	WASHER, 15.2X25 .....	1	1		
14	90601-KAF-003	CLIP, SWITCH COVER .....	1	1		
15	94201-20120	PIN, SPLIT, 2.0X12 .....	2	2		
16	94511-15000	CIRCLIP, EXTERNAL, 15MM .....	2	2		
17	95701-06020-00	BOLT, FLANGE, 6X20 .....	1	1		



# F-30

# STEP



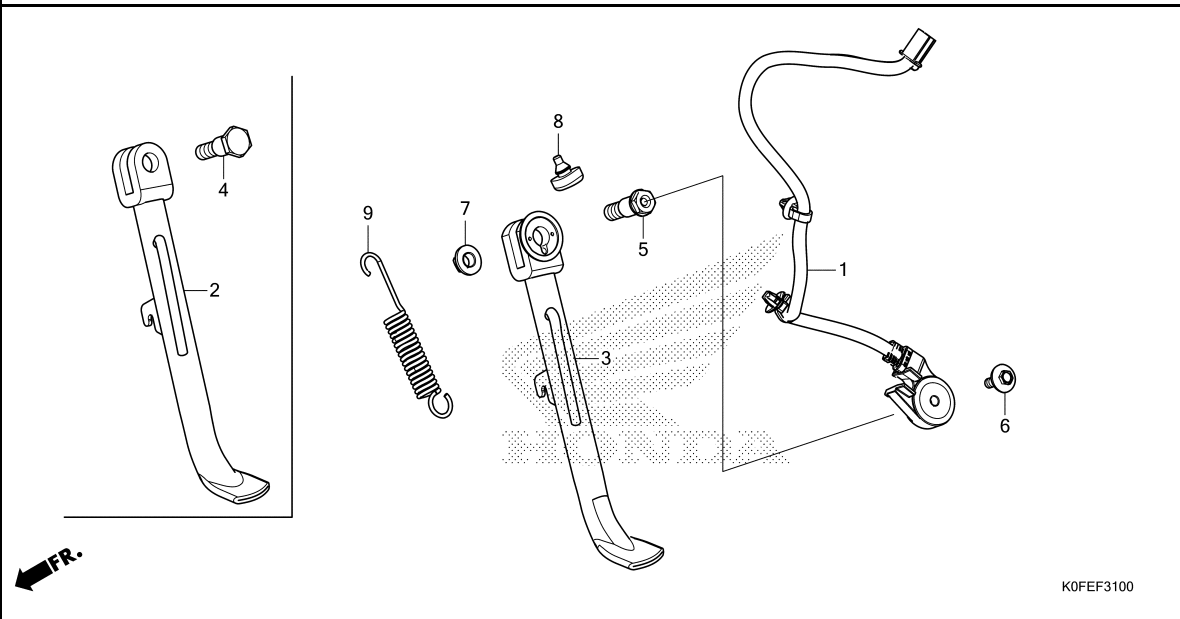
Ref. No.	L.O.N.	(Relative ref. Number) Description	F.R.T.
1	4101N2	HOLDER, STEP :RIGHT .....	0.3
2	4101C6	BAR, MAIN STEP :RIGHT .....	0.1
6	4101C5	BAR, MAIN STEP :LEFT .....	0.1
	4101J1	BAR, MAIN STEP :BOTH .....	0.2
7	4101D3	RUBBER, STEP :LEFT .....	0.1
	4101D4	RUBBER, STEP :RIGHT .....	0.1
	4101L8	RUBBER, STEP :BOTH .....	0.1
8	4101N1	HOLDER, STEP :LEFT .....	0.3
	4101N6	HOLDER, STEP :BOTH .....	0.5

Ref. No.	Part No.	Description	Reqd. QTY		Serial No.	Parts catalogue code
			Z125 M N	MA N		
1	50601-K0F-T60	HOLDER, R. STEP.....	1	1		
2	50612-MM5-000	ARM, R. STEP.....	1	1		
3	50617-445-840	SPRING, R. STEP RETURN.....	2	2		
4	50619-MM5-000	PLATE, STEP SETTING.....	2	2		
5	50639-ML0-010	PIN, STEP BAR.....	2	2		
6	50642-MM5-000	ARM, L. STEP.....	1	1		
7	50661-K0F-T00	RUBBER, MAIN STEP.....	2	2		
8	50701-K0F-T60	HOLDER, L. STEP.....	1	1		
9	90115-MV9-000	BOLT, MAIN STEP RUBBER SETTING	4	4		
10	92501-08008-0A	BOLT, CAP, 8X8.....	2	2		
11	94102-08000	WASHER, PLAIN, 8MM.....	2	2		
12	94201-20150	PIN, SPLIT, 2.0X15.....	2	2		
13	95701-08030-00	BOLT, FLANGE, 8X30.....	1	1		
14	95701-08035-00	BOLT, FLANGE, 8X35.....	1	1		

3

# F-31

# STAND



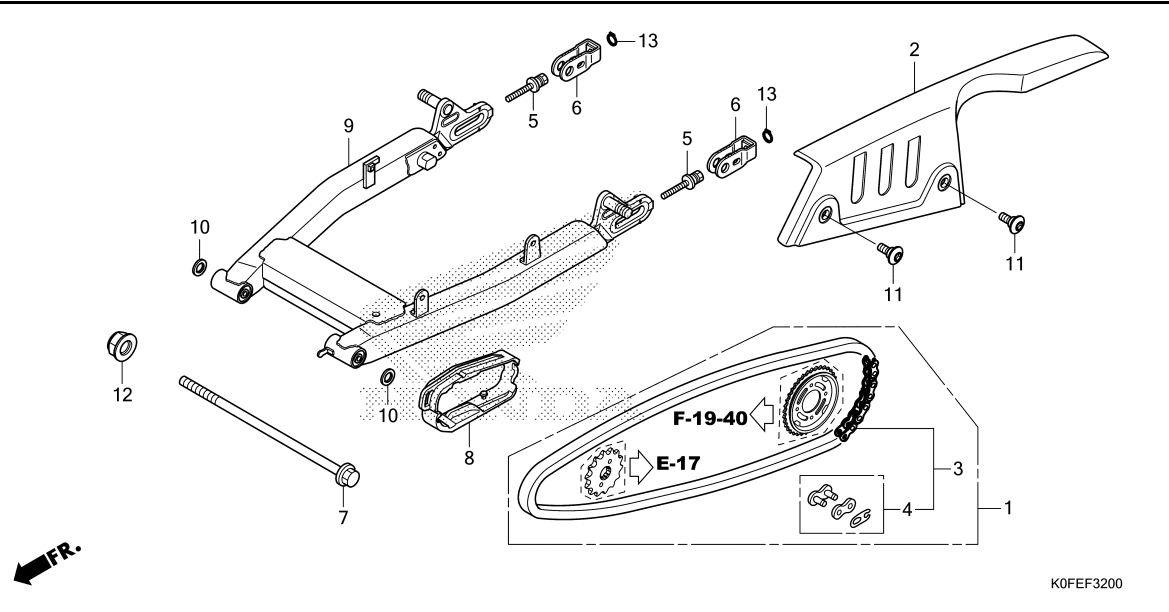
Ref. No.	L.O.N.	(Relative ref. Number) Description	F.R.T.
1	615195	SWITCH, SIDE STAND .....	0.3
3		(2)	
	410180	BAR, SIDE STAND .....	0.2
9	410182	SPRING, SIDE STAND .....	0.1

Ref. No.	Part No.	Description	Reqd. QTY		Serial No.	Parts catalogue code
			Z125 M N	MA N		
1	35700-K26-G11	SWITCH ASSY., SIDE STAND.....	1	1	-----	2ED, 2FO, 2KO, 2V, ED, FO, KO, U, V
2	50530-K26-B00	BAR COMP., SIDE STAND.....	-	1	-----	2IN, IN
3	50530-K26-B10	BAR COMP., SIDE STAND.....	1	1	-----	2ED, 2FO, 2KO, 2V, ED, FO, KO, U, V
4	90107-GN1-010	SCREW, SIDE STAND PIVOT.....	-	1	-----	2IN, IN
5	90108-KZL-860	BOLT, SIDE STAND PIVOT.....	1	1	-----	2ED, 2FO, 2KO, 2V, ED, FO, KO, U, V
6	90147-KVB-900	BOLT, SPECIAL, 6X16.....	1	1	-----	2ED, 2FO, 2KO, 2V, ED, FO, KO, U, V
7	90203-KVB-900	NUT, SIDE STAND.....	1	1		
8	95011-62000	RUBBER B, STAND STOPPER.....	1	1		
9	95014-72102	SPRING A, SIDE STAND.....	1	1		



# F-32

# SWINGARM



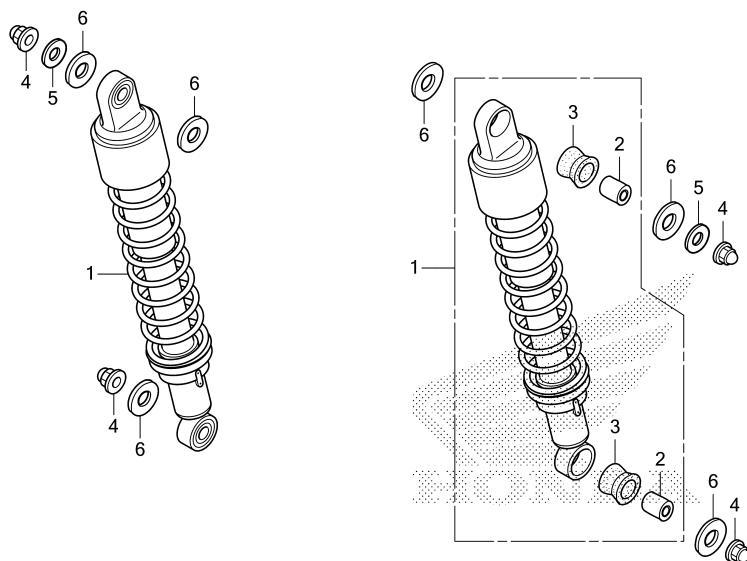
Ref. No.	L.O.N.	(Relative ref. Number) Description	F.R.T.
1	2131G4	CHAIN KIT, DRIVE .....	0.6
2	410195	CASE, DRIVE CHAIN .....	0.1
3	213165	CHAIN, DRIVE .....	0.2
8	4101E5	SLIDER, CHAIN .....	0.2
9	5121B0	SWINGARM ASSEMBLY .....	0.6

Ref. No.	Part No.	Description	Reqd. QTY		Serial No.	Parts catalogue code
			Z125	MA		
			M	N		
1	06406-K0F-D70	CHAIN KIT, DRIVE(420-14/37T)· (STANDARD LINK 98L)	-	(1)	----- 2ED,ED	
2	40510-K0F-T00	CASE, DRIVE CHAIN .....	1	1		
3	40530-K0F-D11	CHAIN, DRIVE(DID420D2-98RB)·	1	1		
4	40531-KWV-003	JOINT, DRIVE CHAIN(DAIDO)·	1	1		
5	40542-K0F-T00	BOLT, CHAIN ADJUSTING .....	2	2		
6	40543-K0F-T00	ADJUSTER COMP., CHAIN .....	2	2		
7	52101-K0F-T00	BOLT, SWINGARM PIVOT .....	1	1		
8	52170-K0F-T00	SLIDER, CHAIN .....	1	1		
9	52200-K0F-T00ZA	SWINGARM SUB ASSY., RR. *YR354*.....BANANA YELLOW	1	1	----- 2ED,2FO,2IN,2KO,2V	
	52200-K0F-T00ZB	*R376P*.....PEARL NEBULA RED	1	1	----- 2ED,2FO,2IN,2KO,2V	
	52200-K0F-T00ZE	*NH303M* MAT AXIS GRAY METALLIC	1	1	----- ED,FO,IN,KO,U,V	
	52200-K0F-T00ZC	*NHB98P*..PEARL SHINING BLACK	-	1	----- 2ED,2FO,2IN,2KO	
10	90122-KWB-600	WASHER, PIVOT BOLT .....	2	2		
11	90133-KPP-T00	SCREW, PAN, 6X14 .....	2	2		
12	90306-KWN-701	NUT, U, 12MM .....	1	1		
13	94511-10000	CIRCLIP, EXTERNAL, 10MM .....	2	2		

3

# F-33

# REAR CUSHION



Ref. No.	L.O.N.	(Relative ref. Number) Description	F.R.T.
1	5121B6	CUSHION ASSY., REAR :LEFT	0.1
	5121B7	CUSHION ASSY., REAR :RIGHT	0.1
	5121B8	CUSHION ASSY., REAR :BOTH	0.2

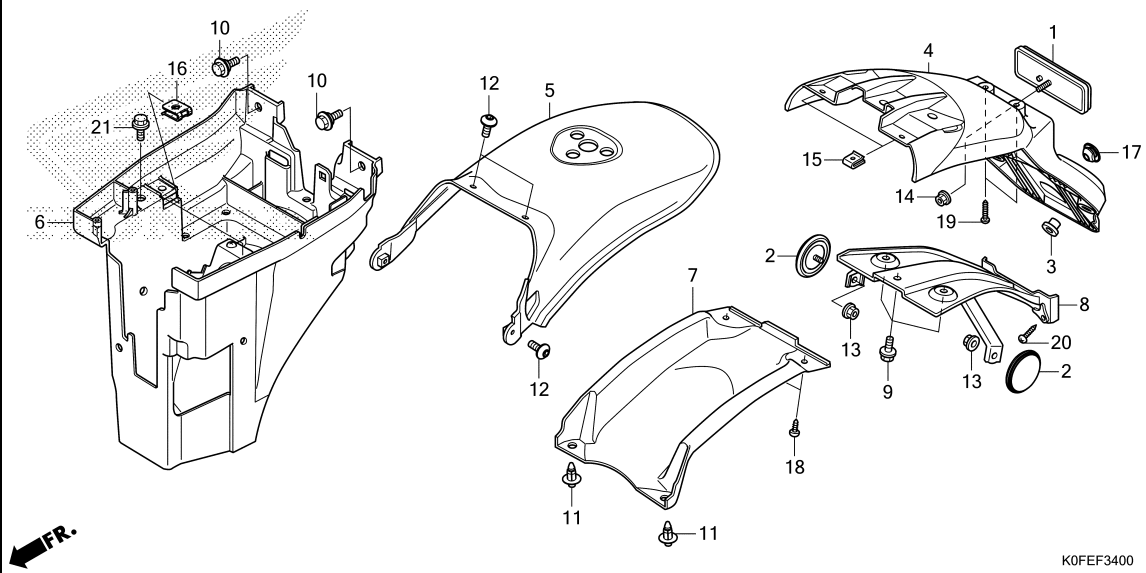
Ref. No.	Part No.	Description	Reqd. QTY		Serial No.	Parts catalogue code
			Z125	MA		
			M	N		
1	52400-K0F-V61ZA	CUSHION ASSY., RR.	2	2		
		*TYPE1*	2	2	-----	2ED,2FO,2KO,2V,ED,FO,KO,U,V
	52400-K0F-A61ZA	*TYPE1*	2	2	-----	2ED,2FO,2KO,2V,ED,FO,U,V
	52400-K0F-T61ZA	*TYPE1*	-	2	-----	2ED,2FO,2KO,FO,KO,U
	52400-K0F-305ZA	*TYPE1*	-	2	-----	2IN,IN
	52400-K0F-306ZA	*TYPE1*	-	2	-----	2IN,IN
	52400-K0F-309ZA	*TYPE1*	-	2	-----	2IN,IN
	52400-K0F-N71ZA	*TYPE1*	-	2	-----	ED,U
2	52486-KBW-901	COLLAR, RUBBER BUSH	4	4		
3	52489-399-601	BUSH, UPPER RUBBER(SHOWA)	4	4		
4	90201-HA0-000	NUT, CAP, 10MM	4	4		
5	90465-MM9-000	WASHER, 10MM	2	2		
6	90501-KWW-640	WASHER, PLAIN, 10MM	6	6		





# F-34

# REAR FENDER

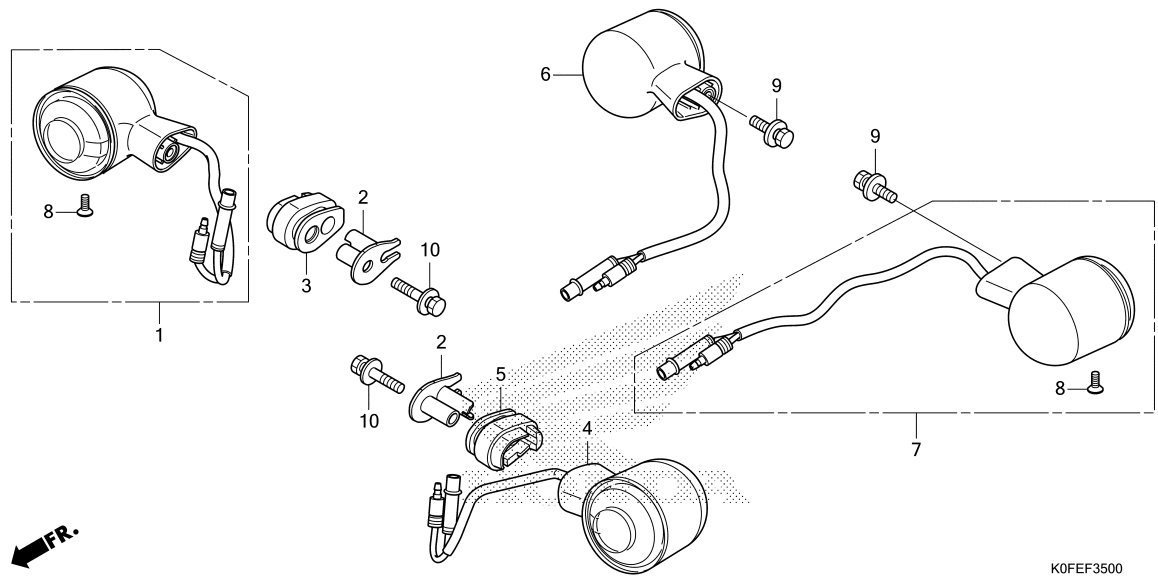


Ref. No.	L.O.N.	(Relative ref. Number) Description	F.R.T.
4	413105	FENDER A, REAR .....	0.2
5	413110	FENDER B, REAR .....	0.3
6	413111	FENDER C, REAR .....	0.4
	413111A	.ABS add .....	0.4
7	4131NJ	FENDER D, REAR .....	0.1
8	4131M7	STAY, REAR FENDER .....	0.2

Ref. No.	Part No.	Description	Reqd. QTY		Serial No.	Parts catalogue code
			Z125 M N	MA N		
1	33741-KPL-902	REFLECTOR, REFLEX(FIEM).....	1	1		
	33741-KWN-901	REFLECTOR, REFLEX(STANLEY)...	-	1	----- 2K0, K0	
2	33741-KTG-U01	REFLECTOR, FR. REFLEX(AMBER) · (FOR RR.)	-	2	----- 2ED, 2FO, 2K0, ED, FO, K0, U	
3	44125-MN5-000	COLLAR, FR. WHEEL COVER..... (FOR RR.)	2	2	----- 2ED, 2FO, 2K0, 2V, ED, FO, K0, U, V	
4	80100-K0F-T60	FENDER A, RR. ....	1	1	----- 2ED, 2FO, 2K0, 2V, ED, FO, K0, U, V	
	80100-K0F-C70	.....	-	1	----- 2IN, IN	
5	80101-K0F-T60	FENDER COMP. B, RR. ....	1	1		
6	80102-K0F-T60	FENDER ASSY. C, RR. ....	1	1	----- 2IN, 2V, IN, U, V	
	80102-K0F-J70	.....	-	1	----- 2ED, 2FO, 2K0, ED, FO, K0	
7	80104-K0F-T00	FENDER D, RR. ....	1	1		
8	80105-K0F-V60	BRACKET, RR. FENDER.....	1	1	----- 2IN, 2V, IN, V	
	80105-K0F-T60	.....	-	1	----- 2ED, 2FO, 2K0, ED, FO, K0, U	
9	90102-KGH-900	BOLT, FLANGE, 6X10.....	3	3		
10	90111-162-000	BOLT, FLANGE, 6MM.....	2	2		
11	90116-KWT-900	RIVET, PUSH, 7MM.....	2	2		
12	90132-KPP-T00	SCREW, PAN, 6X10.....	4	4		
13	90301-KGH-901	NUT, U, 6MM(FUJI SEIMITSU)...	-	2	----- 2ED, 2FO, 2K0, ED, FO, K0, U	
14	90301-KWN-901	NUT, U, 5MM.....	1	1		
15	90302-KWW-A00	NUT, SPRING, 4MM.....	2	2		
16	90305-KWW-A00	NUT, CLIP, 6MM.....	1	1		
17	90852-KPP-T00	PLUG, HOLE.....	1	1	----- 2ED, 2FO, 2K0, 2V, ED, FO, K0, U, V	
18	93903-24380	SCREW, TAPPING, 4X12.....	2	2		
19	93903-34420	SCREW, TAPPING, 4X16.....	2	2		
20	93903-34480	SCREW, TAPPING, 4X16.....	2	2		
21	95701-06010-00	BOLT, FLANGE, 6X10.....	2	-		

# F-35

# WINKER



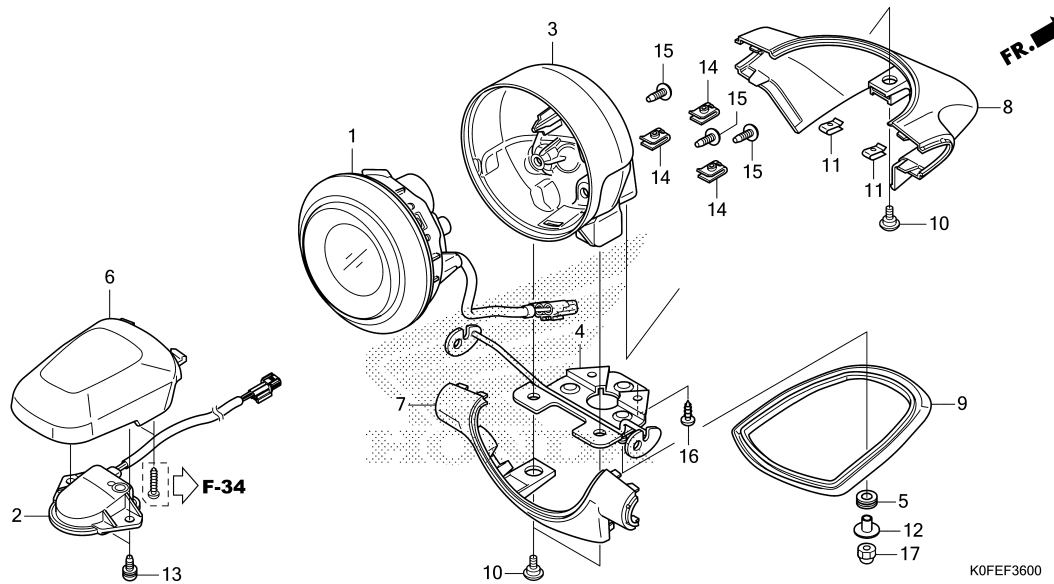
Ref. No.	L.O.N.	(Relative ref. Number) Description	F.R.T.
1	6161C4	WINKER :RIGHT FRONT .....	0.5
4	6161C3	WINKER :LEFT FRONT .....	0.5
	6161C5	WINKER :BOTH FRONT .....	0.6
6	6161C7	WINKER :RIGHT REAR .....	0.4
7	6161C6	WINKER :LEFT REAR .....	0.4
	6161C8	WINKER :BOTH REAR .....	0.5

Ref. No.	Part No.	Description	Reqd. QTY		Serial No.	Parts catalogue code
			Z125 M N	MA N		
1	33400-K0F-T01	WINKER ASSY., R. FR.....	1	1		
2	33411-K0F-T00	COLLAR, WINKER.....	2	2		
3	33412-K0F-T00	RUBBER, R. WINKER MOUNTING ..	1	1		
4	33450-K0F-T01	WINKER ASSY., L. FR.....	1	1		
5	33462-K0F-T00	RUBBER, L. WINKER MOUNTING ..	1	1		
6	33600-K0F-T01	WINKER ASSY., R. RR.....	1	1		
7	33650-K0F-T01	WINKER ASSY., L. RR.....	1	1		
8	90103-K0F-T00	SCREW, TAPPING, 4X10.....	4	4		
9	93411-05016-00	BOLT-WASHER, 5X16 .....	2	2		
10	93411-05025-00	BOLT-WASHER, 5X25 .....	2	2		



# F-36

# TAILLIGHT



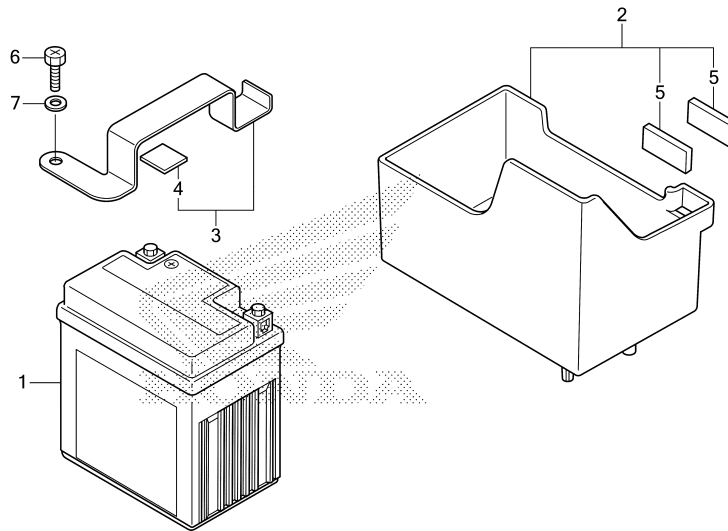
Ref. No.	L.O.N.	(Relative ref. Number) Description	F.R.T.
1	6161D5	TAILLIGHT UNIT .....	0.4
2	6161D8	LIGHT, LICENSE .....	0.3
3	6161G8	COVER, TAILLIGHT .....	0.3
4	6161P6	BRACKET, TAILLIGHT .....	0.3
6	6161P5	COVER, LICENSE LIGHT .....	0.2
7	6161CY	COVER, TAILLIGHT :REAR .....	0.3
8	6161CV	COVER, TAILLIGHT :FRONT .....	0.3
	6161S5	COVER, TAILLIGHT :BOTH .....	0.3

Ref. No.	Part No.	Description	Reqd. QTY		Serial No.	Parts catalogue code
			Z125 M N	MA N		
1	33710-K0F-T01	TAILLIGHT UNIT .....	1	1		
2	33720-K0F-T01	LIGHT ASSY., LICENSE .....	1	1		
3	33730-K0F-T01	COVER, TAILLIGHT .....	1	1		
4	50316-K0F-T00	STAY, TAILLIGHT .....	1	1		
5	64312-KWW-640	GROMMET, MAIN PIPE COVER .....	3	3		
6	80103-K0F-T00	COVER, LICENSE LIGHT .....	1	1		
7	80130-K0F-T00	BASE, RR. TAILLIGHT .....	1	1		
8	80140-K0F-T00	BASE, FR. TAILLIGHT .....	1	1		
9	80150-K0F-T00	RUBBER, TAILLIGHT COVER .....	1	1		
10	90115-KW7-900	SCREW, VISOR SPECIAL SETTING .....	3	3		
11	90302-KWW-A00	NUT, SPRING, 4MM .....	2	2		
12	90501-K0F-T00	COLLAR, TAILLIGHT .....	3	3		
13	90508-K0F-T00	SCREW-WASHER, 4X14 .....	2	2		
14	90677-KAN-T00	NUT, CLIP, 5MM .....	3	3		
15	93903-34410	SCREW, TAPPING, 4X16 .....	3	3		
16	93903-44410	SCREW, TAPPING, 4X16 .....	2	2		
17	94021-06000-0S	NUT, CAP, 6MM .....	3	3		

3

# F-37

# BATTERY



← IFR.

K0FEF3700

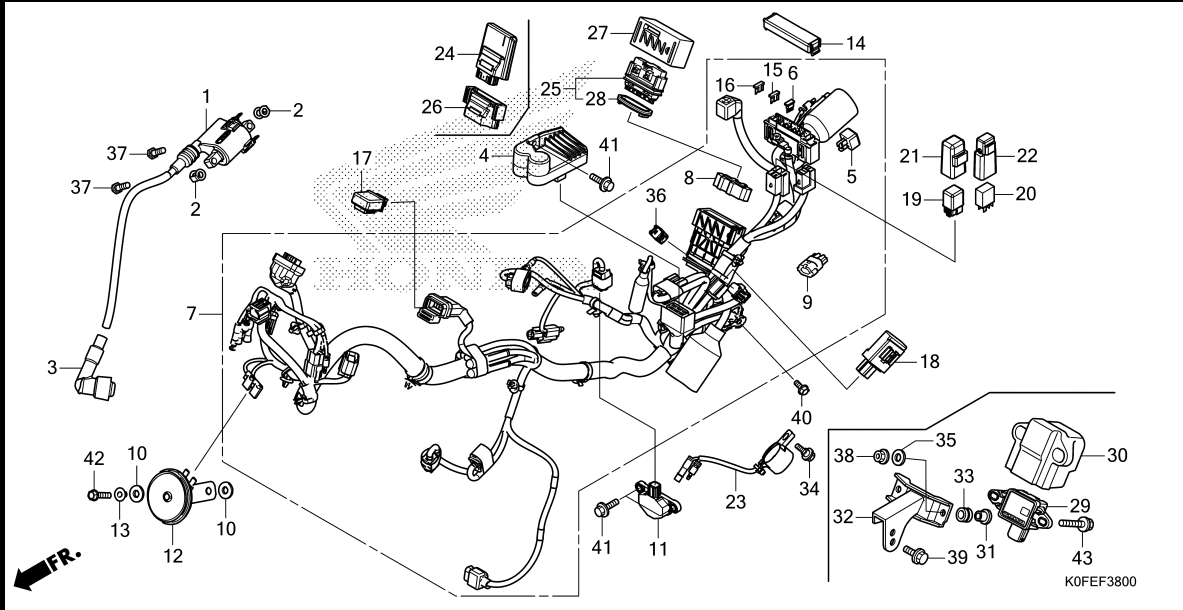
Ref. No.	L.O.N.	(Relative ref. Number) Description	F.R.T.
1	610100	BATTERY .....	0.2

Ref. No.	Part No.	Description	Reqd. QTY		Serial No.	Parts catalogue code
			Z125 M N	MA N		
1	31500-K0G-911	BATTERY(YTZ4V)(GS YUASA).....	1	-		
	31500-K26-931	BATTERY(YTZ5S)(YUASA).....	-	1	-----	2ED,2FO,ED,FO,U
	31500-K0G-921	BATTERY(YTZ4V)(GS YUASA).....	-	1	-----	2IN,IN
	31500-K26-971	BATTERY(YTZ5S)(YUASA).....	-	1	-----	2KO,KO
2	50381-K0F-T60	BOX COMP., BATTERY.....	1	1		
3	50386-K0F-T00	BAND, BATTERY.....	1	1		
4	50387-K0F-T00	CUSHION, BATTERY.....	1	1		
5	81257-KZR-600	RUBBER, PROTECTOR.....	2	2		
6	92301-06014-0A	BOLT, RECESSED, 6X14.....	1	1		
7	94101-06000	WASHER, PLAIN, 6MM.....	1	1		

**3**

# F-38

# WIRE HARNESS



Ref. No.	L.O.N.	(Relative ref. Number) Description	F.R.T.
1	614105	COIL, IGNITION .....	0.4
3	6141E3	CAP, NOISE SUPPRESSOR .....	0.2
4	6131B2	RECTIFIER, REGULATE .....	0.3
5	6131B3	RECTIFIER, SILICON .....	0.2
	6131B3C	.ABS add .....	0.4
6	6131B4	DIODE, THREE WAY .....	0.2
7	611100	HARNESS, WIRE .....	1.6
11	617125	SENSOR, BANK ANGLE .....	0.4
12	616169	HORN .....	0.5
17	6111C3	RELAY, WINKER .....	0.4
18	6181C8	CONTROL UNIT, ANSWER BACK .....	0.2
19	6111C5	RELAY, STARTER .....	0.2
20	611155	RELAY, MAIN .....	0.2
23	6161AB	BUZZER, ELECTRON .....	0.2
25		(24)	
	618135	ENGINE CONTROL MODULE(ECM) .....	0.3
29	6171H5	SENSOR, YAW & G .....	0.6

Ref. No.	Part No.	Description	Reqd. QTY		Serial No.	Parts catalogue code
			Z125 M N	MA N		
1	30510-K0F-T61	COIL COMP., IGNITION.....	1	1		
2	30520-GFM-900	SPACER, IGNITION COIL .....	2	2		
3	30700-K03-N51	CAP ASSY., NOISE SUPPRESSOR (NGK)	1	1		
4	31600-K0F-T01	RECTIFIER COMP., REGULATOR...	1	1	----- 2IN,2V,IN,U,V	
	31600-K26-G81	RECTIFIER COMP., REGULATE (SHINDENGEN)	-	1	----- 2ED,2FO,2KO,ED,FO,KO	
5	31700-MM8-610	RECTIFIER COMP., SILICON.....	1	1	----- 2IN,2V,IN,V	
	31700-124-008	RECTIFIER ASSY., SILICON (SHINDENGEN)	-	1	----- 2ED,2FO,2KO,ED,FO,KO	
6	31730-MAS-601	DIODE ASSY., THREE WAY (SUMITOMO)	1	1		
7	32100-K0F-V60	HARNESS, WIRE .....	1	-		
	32100-K0F-D70	.....	-	1	----- 2ED,ED	
	32100-K0F-F70	.....	-	1	----- 2FO,FO	
	32100-K0F-N70	.....	-	1	----- 2IN,IN	
	32100-K0F-K60	.....	-	1	----- 2KO,KO	
	32100-K0F-U70	.....	-	1	----- U	
8	32160-K76-T61	SLIDER .....	1	1	----- 2IN,2V,IN,U,V	
9	32605-KCW-J91	CAP, DUMMY(2P)(BLUE).....	-	1	----- 2KO,KO	
10	33714-KL3-620	RUBBER, TAILLIGHT BRACKET ...	2	2		
11	35160-KVS-751	SENSOR ASSY., BANK ANGLE(M6) ..	1	1		
12	38110-K0F-T61	HORN COMP.(HIGH).....	1	1		
13	38117-KYZ-T00	COLLAR, HORN SETTING.....	1	1		
14	38200-K0F-T01	COVER ASSY., FUSE BOX .....	1	-		
	38200-K0F-J11	.....	-	1		
15	38221-SNA-A41	FUSE, BLADE(10A).....	4	5		

# F-38

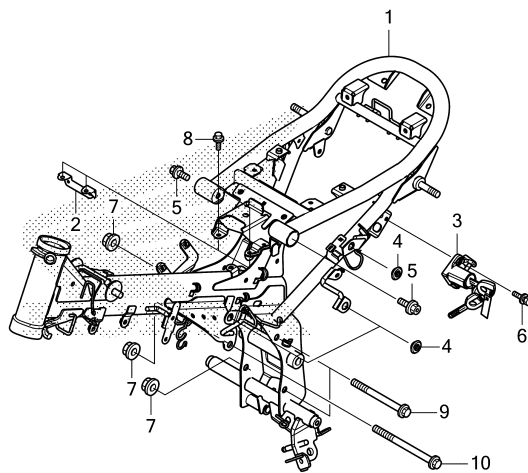
# WIRE HARNESS

Ref. No.	Part No.	Description	Reqd. QTY		Serial No.	Parts catalogue code
			M	MA		
16	38221-SNA-A51	FUSE, BLADE(15A).....	2	3		
17	38301-KZZ-J01	RELAY COMP., WINKER(LED).....	1	1		
18	38410-K0F-T01	CONTROL UNIT, ALARM & ANSWER				
		BACK	1	1	-----	2V,U,V
	38411-K0F-D13	.....	-	1	-----	2ED,ED
	38410-K93-N01	.....	-	1	-----	2IN,IN
19	38501-KVB-901	RELAY COMP., STARTER (HONDA LOCK)	1	1		
20	38501-MCS-G01	RELAY COMP., POWER (MICRO ISO 4P)	1	1		
21	38506-KWW-711	SUSPENSION, STARTER RELAY (HONDA LOCK)	1	1		
22	38506-MCS-G00	SUSPENSION, POWER RELAY.....	1	1		
23	38720-K66-V11	BUZZER ASSY.....	1	1	-----	2ED,2IN,2V,ED,IN,U,V
24	38770-K0F-D71	PGM-FI UNIT.....	-	1	-----	2ED,ED
	38770-K0F-F71	.....	-	1	-----	2FO,FO
	38770-K0F-K61	.....	-	1	-----	2KO,KO
25	38770-K0F-V61	PGM-FI UNIT.....	1	-		
	38770-K0F-N71	.....	-	1	-----	2IN,IN
	38770-K0F-U71	.....	-	1	-----	U
26	38771-K26-G80	CUSHION, PGM-FI UNIT.....	-	1	-----	2ED,2FO,2KO,ED,FO,KO
27	38771-K76-T60	SUSPENSION, ENGINE CONTROL UNIT	1	1	-----	2IN,2V,IN,U,V
28	38775-K76-T61	SEAL, RING.....	1	1	-----	2IN,2V,IN,U,V
29	39960-K26-G51	SENSOR ASSY., GYRO.....	-	1		
30	39961-K26-C10	RUBBER, G-SENSOR.....	-	1		
31	50249-K26-C10	COLLAR, 6.2X5.....	-	2		
32	50250-K0F-D10	STAY, INERTIAL MEASUREMENT UNIT	-	1		
33	64535-K26-C11	RUBBER, SENSOR MOUNTING.....	-	2		
34	90107-KVB-900	BOLT, SPECIAL, 6MM.....	1	1	-----	2ED,2IN,2V,ED,IN,U,V
35	90439-MB0-000	WASHER, RR. COVER GROMMET....	-	2		
36	91771-MKG-D81	COUPLER, DUMMY(6P 025M).....	1	1		
37	92101-06020-4J	BOLT, HEX., 6X20.....	2	2		
38	94050-06080	NUT, FLANGE, 6MM.....	-	2		
39	95701-06010-00	BOLT, FLANGE, 6X10.....	-	2		
40	95701-06012-00	BOLT, FLANGE, 6X12.....	1	1		
41	95701-06014-00	BOLT, FLANGE, 6X14.....	3	3		
42	95701-06018-00	BOLT, FLANGE, 6X18.....	1	1		
43	95701-06022-08	BOLT, FLANGE, 6X22.....	-	2		



# F-39

# FRAME BODY



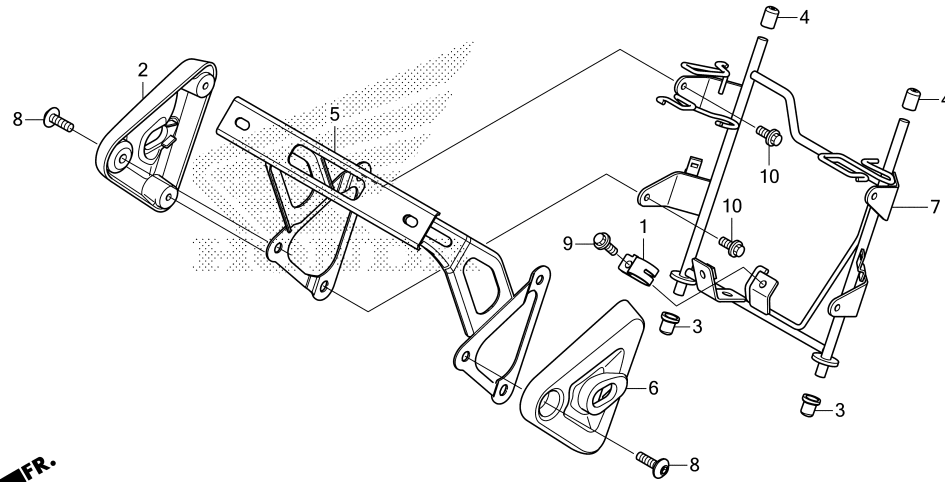
K0FEF3900

Ref. No.	L.O.N.	(Relative ref. Number) Description	F.R.T.
1	410100	BODY, FRAME ..... .INCLUDES: Engine removal and installation	4.9
3	410197	LOCK, HELMET .....	0.1

Ref. No.	Part No.	Description	Reqd. QTY		Serial No.	Parts catalogue code
			Z125 M N	MA N		
1	50100-K0F-A60ZB	BODY COMP., FRAME				
		*R376P*.....PEARL NEBULA RED	1	-	----- 2V	
	50100-K0F-A60ZD	*YR354*.....BANANA YELLOW	1	-	----- 2V	
	50100-K0F-A60ZA	*NH303M*				
		MAT AXIS GRAY METALLIC	1	-	----- V	
	50100-K0F-J70ZB	*R376P*.....PEARL NEBULA RED	-	1	----- 2ED,2FO,2KO	
	50100-K0F-J70ZC	*NHB98P*..PEARL SHINING BLACK	-	1	----- 2ED,2FO,2KO	
	50100-K0F-J70ZD	*YR354*.....BANANA YELLOW	-	1	----- 2ED,2FO,2KO	
	50100-K0F-N70ZB	*R376P*.....PEARL NEBULA RED	-	1	----- 2IN	
	50100-K0F-N70ZC	*NHB98P*..PEARL SHINING BLACK	-	1	----- 2IN	
	50100-K0F-N70ZD	*YR354*.....BANANA YELLOW	-	1	----- 2IN	
	50100-K0F-N70ZA	*NH303M*				
		MAT AXIS GRAY METALLIC	-	1	----- ED,FO,KO	
	50100-K0F-N70ZA	*NH303M*				
		MAT AXIS GRAY METALLIC	-	1	----- IN,U	
2	50180-K0F-T00	BRACKET, BANK ANGLE SENSOR...	1	1		
3	50710-MGC-JB2	HOLDER ASSY., HELMET (HONDA LOCK)	1	1		
4	83551-376-000	GROMMET, SIDE COVER.....	3	3		
5	90101-K0F-T00	BOLT, FLANGE SOCKET.....	2	2		
6	90114-ML0-720	BOLT, BREAK OFF.....	1	1		
7	94050-10080	NUT, FLANGE, 10MM.....	3	3		
8	95701-06012-08	BOLT, FLANGE, 6X12.....	2	2		
9	95801-10110-08	BOLT, FLANGE, 10X110.....	2	2		
10	95801-10130-08	BOLT, FLANGE, 10X130.....	1	1		

# F-43

# HEADLIGHT BRACKET



K0FEF4300

Ref. No.	L.O.N.	(Relative ref. Number) Description	F.R.T.
2	6161L6	PLATE, HEADLIGHT :RIGHT .....	0.4
5	4131Y1	STAY, NUMBER PLATE BRACKET ...	0.5
6	6161L5	PLATE, HEADLIGHT :LEFT .....	0.4
	6161L7	PLATE, HEADLIGHT :BOTH .....	0.5
7	6161G7	STAY, HEADLIGHT .....	0.7

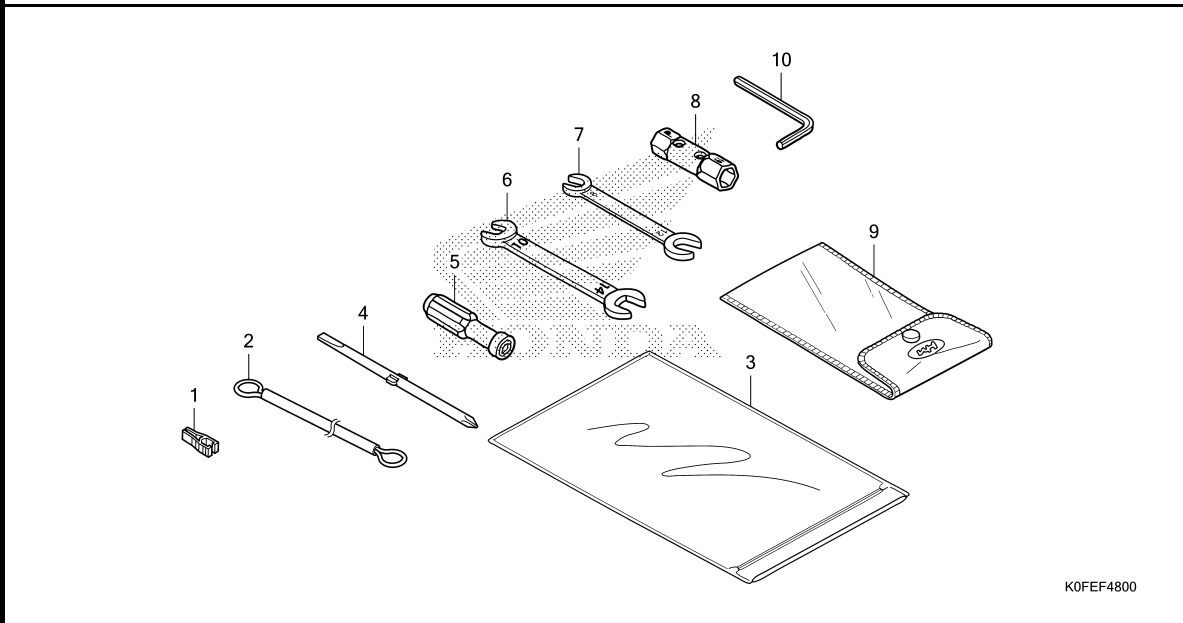
Ref. No.	Part No.	Description	Reqd. QTY		Serial No.	Parts catalogue code
			Z125 M N	MA N		
1	32111-K0F-T00	CLAMPER, HARNESS.....	1	1		
2	61310-K0F-T00ZA	BRACKET, R. HEADLIGHT *YR354*.....BANANA YELLOW	1	1	-----	2ED,2FO,2IN,2KO,2V
	61310-K0F-T00ZB	*R376P*.....PEARL NEBULA RED	1	1	-----	2ED,2FO,2IN,2KO,2V
	61310-K0F-T00ZE	*NH303M* MAT AXIS GRAY METALLIC	1	1	-----	ED,FO,IN,KO,U,V
	61310-K0F-T00ZC	*NHB98P*..PEARL SHINING BLACK	-	1	-----	2ED,2FO,2IN,2KO
3	61312-149-300	BOOT, HEADLIGHT BRACKET.....	2	2		
4	61312-K26-900	BOOT, HEADLIGHT BRACKET.....	2	2		
5	61313-K0F-N70	STAY, FR. NUMBER PLATE.....	-	1	-----	2IN,IN
6	61320-K0F-T00ZA	BRACKET, L. HEADLIGHT *YR354*.....BANANA YELLOW	1	1	-----	2ED,2FO,2IN,2KO,2V
	61320-K0F-T00ZB	*R376P*.....PEARL NEBULA RED	1	1	-----	2ED,2FO,2IN,2KO,2V
	61320-K0F-T00ZE	*NH303M* MAT AXIS GRAY METALLIC	1	1	-----	ED,FO,IN,KO,U,V
	61320-K0F-T00ZC	*NHB98P*..PEARL SHINING BLACK	-	1	-----	2ED,2FO,2IN,2KO
7	61340-K0F-T00	STAY COMP., FR. COWL.....	1	1		
8	90130-K26-900	SCREW, PAN, 6X18.....	2	2		
9	95701-06012-00	BOLT, FLANGE, 6X12.....	1	1		
10	95701-06012-08	BOLT, FLANGE, 6X12.....	4	4		

3



# F-48

# TOOLS



K0FEF4800

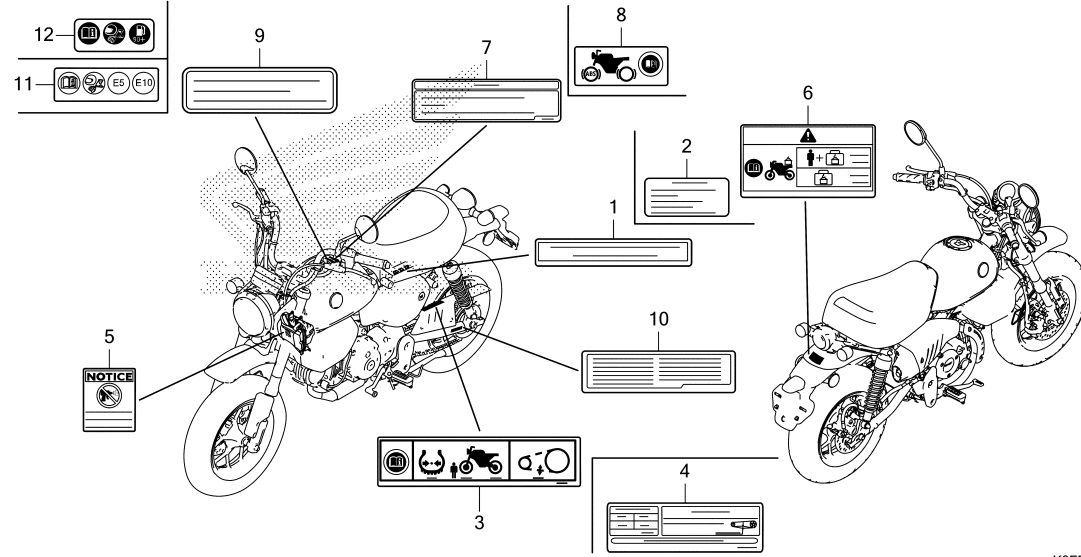
Ref. No.	L.O.N.	(Relative ref. Number) Description	F.R.T.
NO INFORMATION .....			



Ref. No.	Part No.	Description	Reqd. QTY		Serial No.	Parts catalogue code
			Z125 M N	MA N		
1	38235-SNA-A01	PULLER, MINI FUSE .....	1	1		
2	77236-KPP-T00	WIRE, HELMET SET .....	1	1		
3	77251-342-000	BAG, SERVICE BOOK .....	1	1	-----	----- 2FO, 2IN, 2KO, 2V, FO, IN, KO, U, V
	77251-GR1-000	.....	-	1	-----	----- 2ED, ED
4	89102-538-000	DRIVER, SCREW(NO.2 + -) .....	1	1		
5	89103-538-000	GRIP .....	1	1		
6	89211-KWW-640	SPANNER, 10X14 .....	(1)	(1)	-----	----- 2IN, 2KO, 2V, IN, KO, V
			-	1	-----	----- 2ED, 2FO, ED, FO, U
7	89211-MGZ-J00	SPANNER, 8X12 .....	-	1	-----	----- 2ED, 2FO, ED, FO, U
8	89216-KWC-900	WRENCH, SPARK PLUG .....	1	1	-----	----- 2IN, 2KO, 2V, IN, KO, V
			-	(1)	-----	----- 2ED, 2FO, ED, FO, U
9	89219-KGH-900	BAG, TOOL, 160MM .....	1	1		
10	89221-460-840	WRENCH, HEX., 6MM .....	1	1		

# F-49

# CAUTION LABEL



K0FEF4900

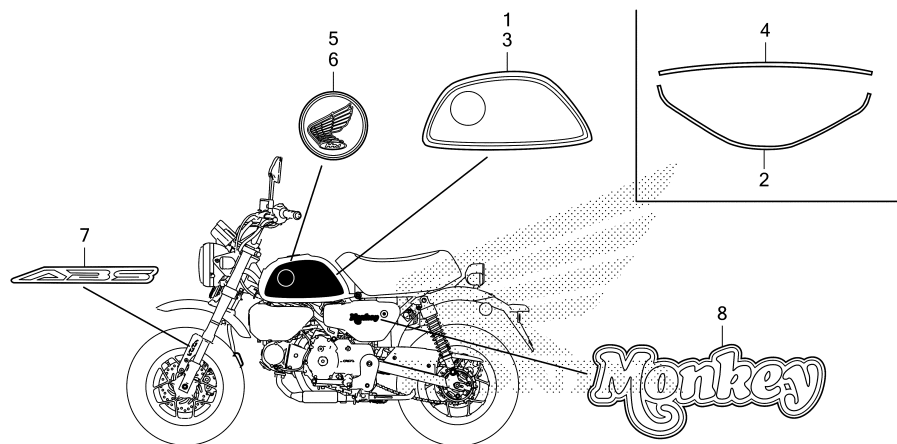
Ref. L.O.N. (Relative ref. Number) F.R.T.  
No. Description

NO INFORMATION .....

Ref. No.	Part No.	Description	Reqd. QTY		Serial No.	Parts catalogue code
			Z125 M N	MA N		
1	87125-GB0-900	PLATE, NAME .....	-	1	----- 2K0, KO	
2	87125-KZZ-G40	LABEL, MANUFACTURER .....	-	1	----- 2ED, ED	
3	87505-K0F-D70	LABEL, TIRE & DRIVE CHAIN .....	1	1	----- 2ED, 2FO, 2IN, 2V, ED, FO, IN, U, V	
4	87505-K0F-K60	LABEL, TIRE & DRIVE CHAIN (KOREAN)	-	1	----- 2K0, KO	
5	87509-KWW-A40	LABEL, AIR CLEANER ELEMENT NOTICE(INDONESIAN)	-	1	----- 2IN, IN	
6	87512-K0F-D10	LABEL, ACCESSORIES & LOADING .....	-	1	----- 2ED, ED	
7	87514-K0G-K00	LABEL, ABS INFORMATION(1CH) (KOREAN)	-	1	----- 2K0, KO	
8	87514-K26-C10	LABEL, ABS INFORMATION(1CH) .....	-	1	----- 2ED, 2FO, 2IN, ED, FO, IN, U	
9	87560-MBR-871	LABEL, DRIVE CAUTION(KOREAN) .....	-	1	----- 2K0, KO	
10	87562-KTW-940	LABEL, FRENCH TRANSLATION .....	-	(1)	----- 2ED, ED	
11	87586-MGC-DD0	LABEL, FUEL & DRIVE (PICTOGRAPH)	1	1	----- 2ED, 2FO, 2V, ED, FO, U, V	
12	87586-MKR-N10	LABEL, FUEL & DRIVE (PICTOGRAPH)	-	1	----- 2IN, IN	

# F-50

# MARK/STRIPE



K0FEF5000


Ref. L.O.N. (Relative ref. Number)  
No. Description F.R.T.

NO INFORMATION .....

Ref. No.	Part No.	Description	Reqd. QTY		Serial No.	Parts catalogue code
			Z125 M N	MA N		
1	86171-K0F-J90ZA	STRIPE, R. FUEL TANK	1	1	-----	-----
		*TYPE2*.....	1	1	-----	2ED,2FO,2IN,2KO,2V
	86171-K0F-J90ZB	*TYPE1*.....	1	1	-----	2ED,2FO,2IN,2KO,2V
2	86171-K0F-T60ZA	STRIPE A, FUEL TANK	1	1	-----	-----
		*TYPE2*.....	1	1	-----	ED,FO,IN,KO,U,V
	86171-K0F-T60ZB	*TYPE1*.....	-	1	-----	FO,IN,KO,U
3	86172-K0F-J90ZA	STRIPE, L. FUEL TANK	1	1	-----	-----
		*TYPE2*.....	1	1	-----	2ED,2FO,2IN,2KO,2V
	86172-K0F-J90ZB	*TYPE1*.....	1	1	-----	2ED,2FO,2IN,2KO,2V
4	86172-K0F-T60ZA	STRIPE B, FUEL TANK	1	1	-----	-----
		*TYPE2*.....	1	1	-----	ED,FO,IN,KO,U,V
	86172-K0F-T60ZB	*TYPE1*.....	-	1	-----	FO,IN,KO,U
5	86201-K0F-T00ZA	BADGE, R. PRODUCT	1	1	-----	-----
		*TYPE1*.....	1	1	-----	-----
6	86202-K0F-T00ZA	BADGE, L. PRODUCT	1	1	-----	-----
		*TYPE1*.....	1	1	-----	-----
7	86511-K0F-D10ZA	MARK(ABS)	-	1	-----	-----
		*TYPE1*.....	-	1	-----	-----
		(R. SIDE ONLY)	-	1	-----	-----
8	86641-K0F-T60ZB	MARK(MONKEY)	1	1	-----	-----
		*TYPE3*.....	1	1	-----	-----
	86641-K0F-T60ZA	*TYPE4*.....	1	1	-----	2ED,2FO,2IN,2KO,2V,ED,FO,IN,U,V
	86641-K0F-T60ZD	*TYPE1*.....	-	1	-----	2ED,2FO,2IN,2KO,FO,IN,KO,U
	86641-K0F-T60ZC	*TYPE2*.....	-	1	-----	ED,U

# INDEKS NOMOR PART

Nomor part	Hal.	Ref.	Nomor part	Hal.	Ref.	Nomor part	Hal.	Ref.	Nomor part	Hal.	Ref.	Nomor part	Hal.	Ref.
06000			13105-K26-G00	49	3	16485-GGZ-J01	54	12	18320-K0F-U70	84	4	23802-GN5-910	51	18
06406-K0F-D70	88	1	13111-K0J-N00	49	4	16700-K0F-T01	77	1	18325-K0F-T00	84	5	24000		
06410-KWB-600	75	1	13115-K1M-T00	49	5	16707-K45-N01	77	2	18330-K0F-T60	84	6	32100-K0F-D70	94	7
06431-MA3-405	74	1	13325-K26-G80	49	6				18345-K15-920	84	7	32100-K0F-F70	94	7
06435-K0F-D11	74	2				17000			18345-MBT-610	84	8	32100-K0F-K60	94	7
06435-K0F-T01	74	2	14000			17110-K0F-A60	35	10	18356-K0F-T00	84	9	32100-K0F-N70	94	7
06451-GE2-405	70	1	14100-K1M-T00	37	2	17110-K0F-D70	35	10	18358-K0F-T60	84	10	32100-K0F-U70	94	7
06455-K26-921	70	2	14321-K1M-T00	38	1	17111-K26-G00	35	10	18371-K26-900	84	11	32100-K0F-V60	94	7
06455-KPP-902	70	2	14401-K1M-T01	38	2	17119-K26-G00	35	11	18391-HB7-000	84	12	32105-K0F-T61	46	3
			14430-K0J-N00	37	3	17210-K0F-T00	81	1	18421-K0F-T60	84	13	32111-K0F-T00	97	1
			14440-K1M-T00	37	4	17212-KWN-900	81	2	18422-K26-900	84	14	32157-MJM-D00	43	5
			14451-K1M-T00	37	5	17214-K0F-T00	81	3				32160-K76-T61	94	8
			14452-K1M-T00	37	6	17218-K0F-T60	81	4	19000			32605-KCW-J91	94	9
11010-K0F-T60	48	1	14500-K1M-T00	38	3	17220-K0F-N70	81	1	19126-KM1-010	83	5			
11200-K0F-D70	48	2	14510-K1M-T01	38	4	17225-K0F-J70	81	5	19639-GBC-000	40	9	24639-KPG-T00	53	11
11200-K0F-T60	48	2	14515-K1M-T00	38	5	17225-K0F-T60	81	5				24641-K1M-T00	53	12
11215-KYZ-900	48	3	14521-K26-G00	38	6	17227-KPK-900	81	6	22000			24651-KPH-900	53	13
11216-KYZ-900	48	4	14541-GB4-681	38	7	17235-K0F-T60	81	7	22100-K26-G02	41	1	24652-KPH-900	53	14
11218-K26-G00	48	5	14550-K26-G00	38	8	17236-KVB-900	81	8	22115-KPH-900	41	2	24701-K0F-T60	85	1
11330-K0F-T60	40	1	14566-086-030	38	9	17241-K0F-T60	81	9	22116-K26-G00	41	3	24703-KGH-900	85	2
11341-K0F-T60	43	1	14611-K1M-T00	38	10	17253-K0F-T60	81	10	22121-K26-G01	41	4	24711-K26-900	85	3
11344-MB0-000	56	1	14615-K1M-T00	38	11	17254-K26-900	81	11	22201-KPH-900	41	5	24720-K26-900	85	4
11346-KTR-940	40	2	14620-K1M-T01	38	12	17410-GFM-K01	83	1	22204-K26-G01	41	6	24721-K26-900	85	5
			14711-K26-G00	37	7	17411-KVR-C00	83	2	22321-KE8-000	41	7	24721-KW6-960	85	6
11360-K0F-T60	43	3	14721-K26-G00	37	8	17412-K26-B00	77	3	22350-KPH-900	41	8	24781-KR3-770	85	7
11371-K0F-T60	40	3	14751-K0N-D01	37	9	17414-K0F-J70	83	3	22361-K1M-T01	41	9	28000		
11394-K1M-T02	40	4	14771-K1M-T00	37	10	17415-K0F-J70	83	4	22401-KPH-900	41	10	28111-K1M-T00	42	1
11395-K1M-T02	43	4	14777-K0J-N00	37	11	17507-K0F-T00	77	4	22810-K26-G00	40	10	28120-KPH-701	42	2
			14781-MJE-D00	37	12	17520-K0F-J90ZA	77	5	22815-166-000	40	11	28120-KWB-921	42	2
12000						17520-K0F-T60ZB	77	5	22821-K26-G00	40	12	28131-K26-G00	42	3
12100-K0G-T20	39	1	15000			17520-K0F-T60ZJ	77	5	22847-K26-900	41	11	28132-K1M-T00	42	4
12191-K1M-T02	39	2	15021-K1M-T00	47	2	17520-K0F-T60ZK	77	5	22870-K0F-T61	58	4	30000		
12200-K0G-T20	35	1	15100-K26-G00	47	3	17520-K0F-T60ZL	77	5				30510-K0F-T61	94	1
12204-K0J-P00	35	2	15133-K1M-T00	47	4	17520-K0F-T60ZM	77	5	23000			30520-GFM-900	94	2
12206-K0J-N00	35	3	15133-K1M-T00	47	4	17535-K26-G80	81	12	23121-K26-G00	49	8	30700-K03-N51	94	3
12209-K1B-T01	37	1	15201-K1M-T02	48	6	17542-K0F-J70	77	6	23122-K26-G00	49	8			
12251-K26-G01	35	4	15341-K1M-T01	49	7	17542-K0F-T00	77	6	23123-K26-G00	49	8	31000		
12252-K26-G00	35	4	15411-K0G-T20	40	5	17560-K26-G00	54	13	23124-K26-G00	49	8	31101-K26-G80	45	1
12341-K0G-T20	35	5	15412-MGS-D21	40	6	17572-GHB-613	77	7	23125-K26-G00	49	9	31110-K26-G01	44	1
12361-K0G-T20	35	6	15414-MEB-670	40	7	17573-KPN-A71	77	8	23211-K26-G00	51	1	31110-K26-G81	45	2
12365-K1M-T00	35	7	15421-KSP-910	47	5	17611-286-000	77	9	23221-K26-G00	51	2	31120-K0F-T61	44	2
12371-K0G-T20	35	8	15611-K0F-T00	40	8	17613-GAA-000	77	10	23415-K26-G00	51	3	31120-K0G-D21	45	3
12375-K1M-T00	35	9				17614-K0F-T60	77	11	23421-K26-G00	51	4	31206-GFC-771	46	1
12396-KRM-840	47	1	16000			17620-K0F-T02	77	12	23422-GB4-770	51	5	31206-K0F-T01	46	2
			16016-K03-H11	54	1	17621-MGP-D62	77	13	23422-K26-G00	51	6	31206-K0G-911	93	1
13000-K26-G00	49	1	16075-KYZ-711	54	2	17650-K0F-D71	77	14	23427-K26-G00	51	7	31500-K0G-921	93	1
13000-K26-G80	49	1	16077-KVB-S51	54	3	17650-K0F-T61	77	14	23431-K26-G00	51	8	31500-K26-931	93	1
13011-K1J-D00	49	2	16081-KPH-701	54	4	17910-K0F-T00	58	2	23441-K26-G00	51	9	31500-K26-971	93	1
13021-K1J-D00	49	2	16157-K26-G00	54	5	17911-K0F-T00	58	2	23441-K26-G00	51	9	31600-K0F-T01	94	4
13031-K1J-D00	49	2	16169-K18-901	54	6	17920-K0F-T61	58	3	23451-K26-G00	51	10	31600-K26-G81	94	4
13041-K1J-D00	49	2	16400-K26-G01	54	7				23461-K26-G00	51	11	31700-K26-G08	94	5
13051-K1J-D00	49	2	16400-K26-G11	54	7	18000			23471-K26-G00	51	12	31700-MM8-610	94	5
13101-K26-G00	49	3	16410-K26-G01	54	8	18291-GE2-920	84	1	23481-K26-G00	51	13	31730-MAS-601	94	6
13102-K26-G00	49	3	16410-K26-G11	54	8	18293-MCA-A20	84	2	23491-K26-G00	51	14	31917-KWB-601	35	12
13103-K26-G00	49	3	16450-K76-T61	54	9	18310-K0F-J70	84	3	23492-K26-G00	51	15			
13104-K26-G00	49	3	16472-KPC-D50	54	10	18320-K0F-J70	84	4	23501-K26-G00	51	16	36000		
			16480-KVB-S51	54	11	18320-K0F-T60	84	4	23801-K2J-T00	51	17	36162-KZL-931	83	6




## INDEKS NOMOR PART

Nomor part	Hal.	Ref.	Nomor part	Hal.	Ref.	Nomor part	Hal.	Ref.	Nomor part	Hal.	Ref.	Nomor part	Hal.	Ref.	Nomor part	Hal.	Ref.
36532-K0F-T61	35	13	40542-K0F-T00	88	5	45000			46504-KV6-702	72	16	51415-K20-901	68	8	53215-KTR-900	66	8
36533-K0F-D71	35	13	40543-K0F-T00	88	6	45108-KPH-951	70	5	46513-KPP-900	85	11	51419-K20-T21	68	9	53219-K0F-D10	66	9
36535-K26-G00	39	3				45111-MAJ-G41	70	6				51425-K0F-305	68	10	53219-K0F-D10	66	9
			41000				74	10	50000			51425-K0F-D71	68	10	53220-KE8-010	66	10
37000												51425-K0F-T61	68	10	53230-K0F-T00	64	10
37100-K0F-D71	56	2	41200-K0F-T61	75	2	45117-MAJ-G41	70	7	50100-K0F-A60ZA	96	1	51438-K20-901	69	11			
37100-K0F-J71	56	2				45125-K0F-A11	60	2	50100-K0F-A60ZB	96	1	51458-K20-901	69	12	57000		
37100-K0F-T61	56	2	42000			45125-K0F-D11	60	2	50100-K0F-A60ZD	96	1	51490-KRM-852	69	13			
37210-K0F-T00	56	3				45125-K0F-T01	59	2	50100-K0F-J70ZA	96	1	51500-K0F-305ZA	69	14	57110-K0F-D71	62	2
37500-K26-G81	48	8	42301-K0F-T00	75	3	45126-K0F-D70	63	1	50100-K0F-J70ZB	96	1	51500-K0F-306ZA	69	14			
37700-KVS-F01	48	9	42303-KWB-600	75	4	45127-K0F-D70	63	2	50100-K0F-J70ZC	96	1	51500-K0F-309ZA	69	14	61000		
37750-K0J-N21	35	14	42311-K0F-T00	75	5	45128-K0F-A11	60	3	50100-K0F-J70ZD	96	1	51500-K0F-A61ZA	69	14			
37751-K26-G00	39	4	42312-K0F-T00	75	6	45128-K0F-D11	60	3	50100-K0F-N70ZA	96	1	51500-K0F-N71ZA	69	14	61100-K0F-T00	67	1
37800-K0F-T01	77	15	42615-K26-G00	75	7	45131-GZ0-006	70	8	50100-K0F-N70ZB	96	1	51500-K0F-T61ZA	69	14	61101-KZZ-900	69	19
37880-KWW-C01	81	13	42615-K26-G70	75	7	45132-166-016	70	9	50100-K0F-N70ZC	96	1	51500-K0F-V61ZA	69	14	61102-KTY-D30	62	3
			42620-K26-900	75	8		74	11	50100-K0F-N70ZD	96	1	51517-K20-T21	69	15	61104-428-010	79	1
			42650-K0F-T60ZA	75	9	45133-MA3-006	70	10	50180-K0F-T00	96	2	51525-K0F-305	69	16	61200-K0F-T00	67	2
38000			42653-001-004	75	10		74	12	50185-K0F-J70	83	7	51525-K0F-T61	69	16	61300-K0F-T01	55	4
			42711-K0F-T02	75	11	45155-K0F-T00	68	3	50245-K0F-T00	62	1	51610-K0F-T00	69	17	61310-K0F-T00ZA	97	2
38110-K0F-T61	94	12	42753-KJ9-004	71	1	45156-K0F-D10	60	4	50249-K26-C10	95	31	51620-K0F-T00	69	18	61310-K0F-T00ZB	97	2
38117-KYZ-T00	94	13				45156-K0F-T00	59	3	50250-K0F-D10	95	32	51650-K0F-D10ZA	69	17	61310-K0F-T00ZC	97	2
38200-K0F-J11	94	14				45157-K0F-D10	60	5	50301-KTR-900	66	3				61310-K0F-T00ZE	97	2
38200-K0F-T01	94	14	43000			45157-K0F-T00	66	2	50316-K0F-T00	92	4	52000			61312-149-300	97	3
38221-SNA-A41	94	15				45158-K0F-D10	60	6	50381-K0F-T60	93	2				61312-K26-900	97	4
38221-SNA-A51	95	16	43108-KSP-B51	74	3	45203-MCC-006	74	13	50386-K0F-T00	93	3	52101-K0F-T00	88	7	61313-K0F-N70	97	5
38235-SNA-A01	98	1	43112-KTM-751	74	4	45215-KPH-951	70	11	50387-K0F-T00	81	15	52170-K0F-T00	88	8	61320-K0F-T00ZA	97	6
38301-KZZ-J01	95	17	43150-K0F-D11	74	5	45216-166-006	70	12				52200-K0F-T00ZA	88	9	61320-K0F-T00ZB	97	6
38410-K0F-T01	95	18	43150-K0F-T01	74	5	45218-MAJ-G41	74	14	50530-K26-B00	87	2	52200-K0F-T00ZB	88	9	61320-K0F-T00ZC	97	6
38410-K93-N01	95	18	43155-K0F-T00	72	1	45250-K0F-D11	70	13	50530-K26-B10	87	3	52200-K0F-T00ZC	88	9	61320-K0F-T00ZE	97	6
38411-K0F-D13	95	18	43156-K0F-T00	72	2	45250-K0F-T01	70	13	50601-K0F-T60	86	1	52200-K0F-T00ZE	88	9	61340-K0F-T00	97	7
38501-KVB-901	95	19	43190-K0F-T01	74	6	45251-K26-C12	71	8	50612-MM5-000	86	2	52400-K0F-305ZA	89	1	61350-K0F-T00	64	11
38501-MCS-G01	95	20	43215-KGH-901	74	7	45251-KWB-602	71	9	50617-445-840	86	3	52400-K0F-306ZA	89	1			
38506-KWW-711	95	21	43251-K26-G01	75	13	45290-K26-C11	70	14	50619-MM5-000	86	4	52400-K0F-309ZA	89	1	64000		
38506-MCS-G00	95	22	43310-K0F-D11	72	3	45504-410-003	59	4	50639-ML0-010	86	5	52400-K0F-A61ZA	89	1			
38515-K26-C10	68	1	43310-K0F-T01	72	3		60	7	50642-MM5-000	86	6	52400-K0F-N71ZA	89	1	64312-KWW-640	92	5
38520-K0F-D71	68	2	43352-568-003	70	3	45510-K0F-T01	59	5	50661-K0F-T00	86	7	52400-K0F-T61ZA	89	1	64450-K0F-T00	80	1
38526-K0F-J10	66	1				60	8	50701-K0F-T60	86	8	52400-K0F-V61ZA	89	1	64535-K26-C11	95	33	
38581-K26-B00	77	16	43353-461-771	70	4	45512-MA6-006	59	6	50710-MGC-JB2	96	3	52486-KBW-901	89	2	64550-K0F-T60ZA	80	2
38720-K66-V11	95	23				60	9				52489-399-601	89	3	64550-K0F-T60ZB	80	2	
38770-K0F-D71	95	24	43503-MR7-006	72	4	45513-GW0-911	59	7	51000					64550-K0F-T60ZC	80	2	
38770-K0F-F71	95	24	43504-MB2-006	72	5		60	10			53000			64550-K0F-T60ZD	80	2	
38770-K0F-K61	95	24	43510-K26-B01	72	6	45517-166-006	59	8	51400-K0F-305ZA	68	4						
38770-K0F-N71	95	25	43511-K1N-V01	72	7		60	11	51400-K0F-306ZA	68	4	53100-K0F-T00	64	5	72000		
38770-K0F-U71	95	25	43512-K0F-T01	72	8	45517-KCW-870	58	9	51400-K0F-309ZA	68	4	53102-K0F-T00	64	6			
38770-K0F-V61	95	25	43513-KWN-931	72	9	45518-GM9-711	72	13	51400-K0F-A61ZA	68	4	53130-K0F-T00	64	7	72147-K0F-N71	64	12
38771-K26-G80	95	26	43514-KS6-701	72	10	45520-GM9-711	72	14	51400-K0F-A71ZA	68	4	53132-K0F-T00	64	8	72147-K0F-T01	64	12
38771-K76-T60	95	27	43520-MJ6-315	72	11	45520-GW0-911	59	9	51400-K0F-D71ZA	68	4	53133-K26-900	64	9	72147-K0F-V01	64	12
38775-K76-T61	95	28	43530-KV3-831	72	12		60	12	51400-K0F-J71ZA	68	4	53140-K0F-T00	58	10	72148-K0F-D13	64	12
						45521-GW0-911	59	10	51400-K0F-N71ZA	68	4	53166-K0F-T00	58	11	72148-TY0-000	64	13
							60	13	51400-K0F-V61ZA	68	4	53172-402-700	58	12			
39000			44000			45530-471-831	59	11	51410-K0F-305	68	5	53172-KYJ-900	58	13	75000		
							60	14	51410-K0F-306	68	5	53175-K26-901	59	12			
39960-K26-G51	95	29	44125-MN5-000	90	3				51410-K0F-309	68	5				75581-MGP-D60	80	3
39961-K26-C10	95	30	44301-K0F-T00	71	2	46000			51410-K0F-A01	68	5	53178-KV0-000	58	14			
			44311-K0F-T00	71	3				51410-K0F-J01	68	5	53192-268-000	58	15	77000		
40000			44515-K26-C10	71	4	46182-MEL-D21	72	15	51410-K0F-T01	68	5	53211-268-010	66	4			
			44620-K26-900	71	5	46392-TF0-003	63	3	51410-K0F-V01	68	5	53212-200-000	66	5	77100-K0F-J91ZA	79	2
40510-K0F-T00	88	2	44650-K0F-D70ZA	71	6	46401-TM8-A01	81	14	51412-KK4-003	68	6	53214-200-000	66	6	77100-K0F-J91ZB	79	2
40530-K0F-D11	88	3	44650-K0F-T60ZA	71	6	46500-K0F-T00	85	10	51414-K0F-T01	68	7	53215-200-000	66	7	77100-K0F-T61ZA	79	2
40531-KWV-003	88	4	44711-K0F-T02	71	7												

## INDEKS NOMOR PART

Nomor part	Hal.	Ref.	Nomor part	Hal.	Ref.	Nomor part	Hal.	Ref.	Nomor part	Hal.	Ref.	Nomor part	Hal.	Ref.			
77206-K0F-T60	79	3	87505-K0F-D70	99	3	90085-KRM-850	42	5	90203-KVB-900	87	7	90650-KW3-000	58	20	93000		
77208-KW7-900	62	4	87505-K0F-K60	99	4	90087-K0F-T00	43	9	90204-KYJ-900	41	13	90651-MA5-671	59	18			
77208-KW7-960	79	4	87509-KWW-A40	99	5	90089-K1M-T00	37	14	90206-001-000	37	15				93301-05012-0J	47	7
77214-KPH-900	62	5	87512-K0F-D10	99	6	90101-GJ6-000	55	5	90301-KGH-901	79	6	90661-MGS-D71	63	4	93404-06012-00	36	22
77220-K0F-T60	79	5	87514-K0G-K00	99	7	90101-K0F-T00	96	5				90677-KAN-T00	92	14	93411-05016-00	91	9
77236-K0F-T00	80	4	87514-K26-C10	99	8	90101-K26-900	77	17	90301-KWN-901	90	14	90690-MCA-003	69	26	93411-05025-00	91	10
77236-KPP-T00	98	2	87560-MBR-871	99	9	90101-K26-B00	72	18	90301-KWW-640	57	4	90701-KFM-900	39	6	93414-05025-08	54	16
77239-K0F-T01	80	5	87562-KTW-940	99	10	90101-KWW-640	57	3	90301-MB9-950	69	24	90702-KFM-900	47	6	93500-05010-0H	83	9
77251-342-000	98	3	87586-MGC-DD0	99	11	90102-KGH-900	67	4	90302-KWW-A00	81	17	90741-003-010	49	13	93500-05018-0H	81	18
77251-GR1-000	98	3	87586-MKR-N10	99	12		90	9		90	15	90741-KGH-900	49	14	93600-04012-1G	59	19
						90103-K0F-T00	91	8		92	11	90753-051-003	75	18		61	24
80000			88000			90105-KGH-900	71	10	90304-GFM-970	59	16	90852-KPP-T00	90	17	93892-05012-18	54	17
							75	14		60	21				93892-05020-07	58	21
80100-K0F-C70	90	4	88119-KWW-640	57	1	90105-KZZ-900	71	11	90304-KGH-901	75	16	91000			93893-04012-17	59	20
80100-K0F-T60	90	4	88210-K0F-T01	57	2	90106-MAV-000	83	8	90304-KPG-901	64	19					61	25
80101-K0F-T60	90	5				90107-GN1-010	87	4	90304-KPH-700	84	17	91001-K1M-T02	50	15		73	22
80102-K0F-J70	90	6				90107-KVB-900	95	34	90305-KGH-900	64	20	91003-K1M-T01	52	30	93903-24380	80	10
80102-K0F-T60	90	6	89000			90107-MBG-000	64	15	90305-KWW-A00	90	16	91011-KWW-741	42	6		90	18
80103-K0F-T00	92	6	89012-KZL-930	80	8	90108-KVN-900	55	6	90306-KWN-701	71	13	91013-KSS-901	52	31	93903-25380	81	19
80104-K0F-T00	90	7	89102-538-000	98	4	90108-KZL-860	87	5		75	17	91013-KZV-J01	52	31	93903-25580	81	20
80105-K0F-T60	90	8	89103-538-000	98	5	90111-162-000	55	7	90307-GJ6-003	88	12	91015-KSS-901	52	32	93903-34410	92	15
80105-K0F-V60	90	8	89211-KWW-640	98	6		90	10	90321-315-670	55	8	91015-KZV-J01	52	32	93903-34420	90	19
80130-K0F-T00	92	7	89211-MGZ-J00	98	7	90113-438-000	58	18	90403-KPH-900	58	19	91051-K35-V02	75	19	93903-34480	56	4
80140-K0F-T00	92	8	89216-KWC-900	98	8	90113-GFP-B00	84	15	90405-KYJ-900	41	14	91051-K35-V03	76	19		90	20
80150-K0F-T00	92	9	89219-KGH-900	98	9	90113-K15-920	84	16	90407-259-000	51	19	91053-K03-H01	71	14	93903-35320	56	5
			89221-460-840	98	10	90114-KGH-900	59	14	90407-KWW-740	48	14		76	20	93903-44410	92	16
81000							60	19	90412-187-000	51	20	91053-K03-H02	71	14	93913-255J0	81	21
			90000			90114-ML0-720	96	6	90412-187-000	51	21		76	20			
81257-KZR-600	93	5	90001-K0G-T20	40	14	90115-KW7-900	92	10	90412-K56-N00	51	22	91059-KY2-711	65	23	94000		
			90001-K26-900	54	14	90115-MV9-000	86	9	90432-KPT-A00	41	15	91204-KPH-902	52	33			
83000			90001-KWW-742	46	4	90116-KVB-900	81	16		49	12	91205-KF0-003	40	17	94002-08000-0S	73	23
			90002-K0G-T20	35	15	90116-KWT-900	80	9	90435-HB3-000	53	18	91208-KWB-601	48	15	94021-06000-0S	92	17
83551-376-000	96	4	90002-K1M-T00	38	13		90	11	90439-KWZ-900	44	3	91212-422-006	73	21	94030-08000	58	22
83585-K0F-T00	80	6	90003-K0J-N00	48	10	90117-KZZ-J80	69	21		45	4	91251-KGH-902	76	21	94050-06000	58	23
83595-K0F-T60	80	7	90003-K26-G80	49	10	90118-MGZ-D80	64	16	90439-MB0-000	95	35	91252-KGH-902	71	15		59	21
			90004-GHB-640	48	11	90120-MJE-D00	77	18	90443-GGN-J00	35	18	91254-GAA-003	69	27		61	26
86000			90004-K0G-T20	40	15	90122-KWB-600	88	10	90452-115-000	51	23	91301-GGL-J01	54	15		78	20
						90123-K20-T21	69	22	90452-KGH-900	51	24	91301-HP2-671	48	16	94050-06080	95	38
86150-KPG-901	64	14	90004-K1M-T00	43	7	90128-K26-G00	75	15	90452-KRM-840	51	25	91301-PH8-005	35	19	94050-10080	96	7
86171-K0F-J90ZA	100	1	90004-KWW-742	46	5	90130-K26-900	40	16	90453-KRM-840	52	26	91302-PA9-003	40	18	94050-12000	44	4
86171-K0F-J90ZB	100	1					69	23	90454-KPS-900	52	27	91304-K0J-N21	35	20		45	5
86171-K0F-T60ZA	100	2	90005-MGZ-J00	39	5	90131-883-000	48	13	90465-MM9-000	89	5	91304-K1M-T00	36	21	94101-05800	82	22
86171-K0F-T60ZB	100	2	90012-KWW-740	37	13	90131-K26-G50	71	12	90475-KWB-600	38	16	91305-K0J-N00	48	17	94101-06000	93	7
86172-K0F-J90ZA	100	3	90013-GHB-600	60	16	90131-KGH-900	70	15	90483-KWN-900	38	17	91305-K26-900	40	19	94102-08000	86	11
86172-K0F-J90ZB	100	3	90013-GHB-610	58	16	90132-KPP-T00	90	12	90501-K0F-T00	92	12	91307-KRM-840	40	20	94103-05800	56	6
86172-K0F-T60ZA	100	4				90132-KPP-T00	90	12	90501-KWW-640	89	6	91307-KRM-840	43	10	94103-05800	84	18
86172-K0F-T60ZB	100	4				90133-KPP-T00	88	11	90502-155-000	85	12	91309-KVR-C00	43	10	94103-08700	84	18
86201-K0F-T00ZA	100	5				90145-KPH-B30	59	15	91309-GFC-771	46	6	91333-PNC-006	48	18	94201-20120	73	24
86202-K0F-T00ZA	100	6					60	20	91333-PNC-006	48	18		48	18		85	15
86511-K0F-D10ZA	100	7	90013-GHB-660	58	17		60	20	91356-KWV-000	43	11	91455-KEA-000	65	24	94201-20150	86	12
86641-K0F-T60ZA	100	8					72	19	91455-KEA-000	65	22	91509-GE2-760	55	9	94301-08100	47	8
86641-K0F-T60ZB	100	8				90145-MS9-612	60	20	90545-300-000	59	17	91771-MKG-D81	95	36	94301-08140	40	21
86641-K0F-T60ZC	100	8					72	19		61	22				94301-08140	43	12
86641-K0F-T60ZD	100	8	90022-MG8-000	53	17	90147-KVB-900	87	6		72	20					48	19
			90031-KYY-900	48	12	90160-K26-900	64	17	90557-230-000	85	13	92000			94303-03050	50	16
			90050-KPH-900	41	12	90191-K29-900	64	18	90601-354-000	69	25				94511-10000	88	13
87000			90071-MEL-000	67	3	90201-415-000	78	19	90601-KAF-003	85	14	92101-06010-0A	52	34	94511-15000	85	16
			90081-K1M-T00	38	14	90201-HA0-000	89	4	90601-KRM-840	52	28	92101-06020-4J	95	37	94520-22000	40	22
87125-GB0-900	99	1	90082-K1M-T00	38	15	90202-KRM-840	35	17	90603-K1M-T00	38	18	92301-06014-0A	93	6			
87125-KZZ-G40	99	2	90084-K0F-T00	43	8		49	11	90605-KVS-900	52	29	92501-08008-0A	86	10			



## INDEKS NOMOR PART

Nomor part	Hal.	Ref.	Nomor part	Hal.	Ref.	Nomor part	Hal.	Ref.	Nomor part	Hal.	Ref.	Nomor part	Hal.	Ref.
95000			96001-06022-00	38	20									
				44	6									
95001-35170-40	82	23	96001-06025-00	45	7									
95001-45090-40	83	10	96001-06040-00	48	22									
95001-45250-40	78	21	96001-06050-00	48	23									
95001-75110-40	83	11	96001-06060-00	48	24									
95002-02070	82	24	96001-06070-00	48	25									
	83	12	96001-06095-00	36	26									
95002-02080	78	22	96100-62000-00	41	16									
	83	13	96220-25085	47	10									
95002-02130	82	25	96220-25135	47	11									
	83	14	96220-30085	53	19									
95002-41300-08	82	26	96600-06016-00	53	20									
95002-80000	82	27	96600-08025-00	66	12									
95005-35410-20	78	23	96700-08035-00	65	25									
95005-45420-10	83	15												
95005-80395-20	78	24												
95011-62000	87	8												
95014-72102	87	9												
95015-54000	73	25												
95701-06010-00	90	21												
	95	39												
95701-06012-00	62	6												
	95	40												
	97	9												
95701-06012-08	96	8												
	97	10												
95701-06014-00	38	19												
	52	35												
	73	26												
	95	41												
95701-06018-00	48	20												
	21													
	95	42												
95701-06020-00	85	17												
95701-06022-08	62	7												
	95	43												
95701-06028-00	36	23												
	47	9												
95701-06030-00	46	7												
95701-08012-08	84	19												
95701-08018-08	84	20												
95701-08028-07	78	25												
95701-08030-00	86	13												
95701-08032-02	84	21												
95701-08035-00	86	14												
95701-08040-07	84	22												
95701-08060-08	84	23												
95801-10110-08	96	9												
95801-10130-08	96	10												
96000														
96001-06016-00	36	24												
	44	5												
	45	6												
96001-06018-07	61	27												
96001-06020-00	36	25												
	54	18												

## INDEKS NAMA PART

Nama part	Hal.	Ref.	Nama part	Hal.	Ref.	Nama part	Hal.	Ref.
[ A ]								
ADJUSTER COMP., CHAIN .....	88	6	BOLT, DISK, 6X17 .....	71	11	BOLT, FLANGE, 6X35 .....	40	15
ARM COMP., CAM CHAIN TENSIONER	38	3	BOLT, DRAIN PLUG, 12X15 .....	48	13		43	7
ARM COMP., EX. VALVE ROCKER ...	37	4	BOLT, FLANGE SOCKET .....	96	5	BOLT, FLANGE, 6X40 .....	48	22
ARM COMP., IN. VALVE ROCKER ...	37	3	BOLT, FLANGE SOCKET, 5X14 ....	37	14	BOLT, FLANGE, 6X50 .....	48	23
ARM, GEAR CHANGE .....	85	3	BOLT, FLANGE SOCKET, 6X16 ....	67	3	BOLT, FLANGE, 6X60 .....	48	24
ARM, L. STEP .....	86	6	BOLT, FLANGE SOCKET, 6X8 .....	38	13	BOLT, FLANGE, 6X70 .....	48	25
ARM, R. STEP .....	86	2	BOLT, FLANGE SOCKET, 8X32 ....	64	17	BOLT, FLANGE, 6X95 .....	36	26
AXLE, FR. WHEEL .....	71	2	BOLT, FLANGE, 10X110 .....	96	9	BOLT, FLANGE, 8X12 .....	84	19
AXLE, RR. WHEEL .....	75	3	BOLT, FLANGE, 10X130 .....	96	10	BOLT, FLANGE, 8X18 .....	84	20
			BOLT, FLANGE, 6MM .....	55	7	BOLT, FLANGE, 8X22 .....	38	15
				81	16	BOLT, FLANGE, 8X25 .....	70	15
				90	10	BOLT, FLANGE, 8X28 .....	78	25
[ B ]			BOLT, FLANGE, 6X10 .....	60	16	BOLT, FLANGE, 8X30 .....	86	13
BADGE, L. PRODUCT .....	100	6		67	4	BOLT, FLANGE, 8X32 .....	84	21
BADGE, R. PRODUCT .....	100	5		90	9	BOLT, FLANGE, 8X35 .....	86	14
BAG, SERVICE BOOK .....	98	3			21	BOLT, FLANGE, 8X40 .....	84	22
BAG, TOOL, 160MM .....	98	9	BOLT, FLANGE, 6X12 .....	58	16	BOLT, FLANGE, 8X60 .....	84	23
BALL ASSY., STEERING STEEL ....	66	8		60	17	BOLT, FR. FORK .....	69	22
BAND, BATTERY .....	93	3		62	6	BOLT, HANDLE LEVER PIVOT .....	59	14
BAND, CONNECTING TUBE .....	81	11		66	11		60	19
BAND, MUFFLER .....	84	11		69	20	BOLT, HEX., 5X12 .....	47	7
BAND, TOOL .....	80	8		72	17	BOLT, HEX., 6X10 .....	52	34
BAND, WIRE .....	58	20		95	39	BOLT, HEX., 6X20 .....	95	37
BAR COMP., SIDE STAND .....	87	2		60	17	BOLT, KNOCK TORX, 6MM .....	49	10
				96	8	BOLT, L. STEERING HANDLE LEVER		
				97	9	PIVOT	58	18
BASE COMP., CONTACT .....	64	3			10	BOLT, MAIN STEP RUBBER SETTING	86	9
BASE, FR. TAILLIGHT .....	92	8	BOLT, FLANGE, 6X14 .....	38	19	BOLT, OIL, 10X22 .....	59	15
BASE, RR. TAILLIGHT .....	92	7		39	5		60	20
BATTERY .....	93	1		52	35		72	19
BATTERY COMP. ....	64	13		69	21	BOLT, ONE-WAY, 8MM .....	64	15
BEARING, NEEDLE, 21X27X18 .....	42	6		73	26	BOLT, PIN .....	70	8
BEARING, RADIAL BALL .....	71	14		95	41	BOLT, RECESSED, 6X14 .....	93	6
	76	20	BOLT, FLANGE, 6X16 .....	36	24	BOLT, SIDE STAND PIVOT .....	87	5
BEARING, RADIAL BALL, 15X42X11	52	30		44	5	BOLT, SOCKET, 4X25 .....	77	18
BEARING, RADIAL BALL, 6001 ....	52	31		45	6	BOLT, SOCKET, 6MM .....	42	5
BEARING, RADIAL BALL, 6200 ....	41	16	BOLT, FLANGE, 6X18 .....	40	14	BOLT, SOCKET, 6X16 .....	53	20
BEARING, RADIAL BALL, 6203 ....	52	32		48	11	BOLT, SOCKET, 8X25 .....	66	12
BEARING, RADIAL BALL, 6203UU L	75	19			20	BOLT, SOCKET, 8X35 .....	65	25
	76	19			21	BOLT, SPECIAL FLANGE, 6X20 .....	41	12
BEARING, R. RADIAL BALL				61	27	BOLT, SPECIAL, 6MM .....	77	17
SPECIAL, 62/28	50	15		95	42		95	34
BODY ASSY., THROTTLE .....	54	7	BOLT, FLANGE, 6X20 .....	35	15	BOLT, SPECIAL, 6X12 .....	48	10
BODY COMP., FRAME .....	96	1		36	25	BOLT, SPECIAL, 6X16 .....	87	6
BODY SET .....	54	8		54	18	BOLT, STUD, 10X22 .....	75	15
BOLT-WASHER, 5X16 .....	91	9		85	17	BOLT, STUD, 8X32 .....	35	16
BOLT-WASHER, 5X25 .....	54	16	BOLT, FLANGE, 6X22 .....	38	20	BOLT, SWINGARM PIVOT .....	88	7
	91	10		44	6	BOLT, TORX, 5X10 .....	71	12
BOLT-WASHER, 6X12 .....	36	22		54	14	BOLT, WIRE ADJUSTING .....	58	15
BOLT, ADAPTER, 10MM .....	57	3		58	17	BOOT B .....	70	10
BOLT, ADJUSTING .....	55	5		59	13		74	12
BOLT, BRAKE DISK, 8X24 .....	71	10		60	18	BOOT COMP. ....	59	4
	75	14		62	7		60	7
BOLT, BREAK OFF .....	96	6		72	18		72	5
BOLT, CAP, 14MM .....	38	14		95	43	BOOT, HEADLIGHT BRACKET .....	97	3
BOLT, CAP, 8X8 .....	86	10	BOLT, FLANGE, 6X25 .....	45	7			4
BOLT, CHAIN ADJUSTING .....	88	5	BOLT, FLANGE, 6X28 .....	36	23	BOOT, PIN BUSH .....	70	9
BOLT, COWL SETTING .....	55	6		47	9		74	11
BOLT, CYLINDER STUD .....	48	12	BOLT, FLANGE, 6X30 .....	46	7	BOX COMP., BATTERY .....	93	2





## INDEKS NAMA PART

Nama part	Hal.	Ref.	Nama part	Hal.	Ref.	Nama part	Hal.	Ref.
BRACKET SUB ASSY., FR. CALIPER	70	14	CLAMPER A, FR. BRAKE HOSE .....	59	3	COVER COMP., R. CRANKCASE .....	40	1
BRACKET SUB ASSY., RR. ....	74	6		60	4	COVER COMP., R. FR. FORK .....	69	17
BRACKET, ABS MODULATOR .....	62	1	CLAMPER A, OIL TEMP SENSOR			COVER SET, L. SIDE OUTER .....	80	2
BRACKET, BANK ANGLE SENSOR .....	96	2	CORD	40	2	COVER SUB ASSY., AIR CLEANER ..	81	7
BRACKET, FR. FENDER .....	67	2		43	2	COVER, CHANGE PEDAL .....	85	5
BRACKET, FUEL PUMP .....	77	6	CLAMPER COMP., RR. BRAKE HOSE	72	1			6
BRACKET, HANDLE LEVER .....	58	13	CLAMPER, HARNESS .....	97	1	COVER, CLUTCH SWITCH .....	58	6
BRACKET, L. HEADLIGHT .....	97	6	CLAMPER, RR. BRAKE HOSE .....	72	2	COVER, EX. TAPPET HOLE .....	35	8
BRACKET, RR. FENDER .....	90	8	CLAMPER, THROTTLE CABLE .....	58	2	COVER, IN. TAPPET HOLE .....	35	6
BRACKET, R. HEADLIGHT .....	97	2	CLAMP, BRAKE PIPE .....	63	4	COVER, LICENSE LIGHT .....	92	6
BRACKET, SEAT .....	79	5	CLAMP, MASTER CYLINDER OIL			COVER, L. CRANKCASE .....	43	1
BRIDGE, FORK TOP .....	64	10	HOSE	72	10	COVER, L. CYLINDER HEAD SIDE ..	35	5
BUSH, 15MM .....	51	7	CLAMP, TUBE .....	82	26	COVER, L. HANDLE LEVER .....	58	12
BUSH, 17MM .....	51	3	CLIP, 12MM .....	38	18	COVER, L. SIDE INNER .....	80	1
		6	CLIP, BRAKE PIPE .....	63	3	COVER, OIL FILTER .....	40	5
BUSH, 20X9 .....	51	5	CLIP, CABLE, 14MM .....	69	26	COVER, TAILLIGHT .....	92	3
BUSH, GUIDE .....	68	7	CLIP, PISTON PIN, 12MM .....	49	5	COVER, TAIL CAP .....	84	10
BUSH, SLIDER .....	68	8	CLIP, SWITCH COVER .....	85	14	COVER, THROTTLE .....	54	5
BUSH, UPPER RUBBER .....	89	3	CLIP, TUBE .....	78	22	CRANKCASE COMP., L. ....	48	2
BUZZER ASSY. ....	95	23		82		CRANKCASE SET, R. ....	48	1
						CRANKSHAFT COMP. ....	49	1
[ C ]					83	CUP COMP., MASTER CYLINDER OIL	72	7
CABLE COMP. A, THROTTLE .....	58	1			12	CUSHION ASSY., RR. ....	89	1
CABLE COMP. B, THROTTLE .....	58	3	CLIP, VALVE GUIDE .....	35	3	CUSHION, BATTERY .....	81	15
CABLE COMP., CLUTCH .....	58	4			13		93	4
CALIPER SUB ASSY., RR. ....	74	5	CLUTCH ASSY., ONE WAY .....	42	2	CUSHION, FR. FUEL TANK .....	77	9
CALIPER SUB ASSY., R. FR. ....	70	13	COIL COMP., IGNITION .....	94	1	CUSHION, PGM-FI UNIT .....	95	26
CAMSHAFT COMP. ....	37	2	COLLAR, 12.2MM .....	53	11	CYLINDER COMP. ....	39	1
CANISTER COMP. ....	83	1	COLLAR, 6.2X5 .....	95	31	CYLINDER SET, MASTER .....	59	11
CAP ASSY., NOISE SUPPRESSOR ...	94	3	COLLAR, CLUTCH OUTER .....	41	3		60	14
CAP COMP., FUEL FILLER .....	77	12	COLLAR, FR. AXLE DISTANCE ...	71	5	CYLINDER SUB ASSY., FR. BRAKE		
CAP, 14MM .....	43	8	COLLAR, FR. FENDER .....	69	19	MASTER	59	5
CAP, 30MM .....	43	9		79	1		60	8
CAP, BLEEDER .....	70	4	COLLAR, FR. WHEEL COVER .....	90	3	CYLINDER SUB ASSY., RR. BRAKE		
	74	9	COLLAR, FUEL TANK MOUNTING ...	77	11	MASTER	72	6
CAP, CHANGE SWITCH CONTACT ....	53	15	COLLAR, HORN SETTING .....	94	13			
CAP, DUMMY .....	94	9	COLLAR, L. RR. WHEEL SIDE ...	75	5	[ D ]		
CAP, LOCK NUT .....	57	1	COLLAR, MUFFLER MOUNTING ...	84	14	DAMPER COMP., L. FR. ....	69	16
CAP, MASTER CYLINDER .....	59	7	COLLAR, PRIMARY DRIVE GEAR ...	49	9	DAMPER COMP., R. FR. ....	68	10
	60	10	COLLAR, RADIATOR MOUNTING ...	62	3	DAMPER SET, WHEEL .....	75	1
	72	9	COLLAR, RR. AXLE DISTANCE ...	75	8	DIAPHRAGM .....	59	9
CAP, OIL FILLER .....	40	8	COLLAR, RUBBER BUSH .....	89	2		60	12
CAP, SOCKET BOLT, 8MM .....	65	24	COLLAR, R. FR. WHEEL SIDE ...	71	3		72	14
CASE SUB ASSY., AIR CLEANER ...	81	5	COLLAR, R. RR. WHEEL SIDE ...	75	6	DIODE ASSY., THREE WAY .....	94	6
CASE, DRIVE CHAIN .....	88	2	COLLAR, SPLINE, 17X20X11 .....	51	15	DISK B, CLUTCH FRICTION .....	41	6
CASE, HEADLIGHT .....	55	4	COLLAR, TAILLIGHT .....	92	12	DISK, CLUTCH FRICTION .....	41	5
CASE, METER LOWER .....	56	3	COLLAR, TAILLIGHT SETTING ...	40	13	DISK, FR. BRAKE .....	71	8
CENTER, CLUTCH .....	41	4	COLLAR, WINKER .....	91	2			9
CHAIN KIT, DRIVE .....	88	1	CONNECTOR .....	72	4	DISK, RR. BRAKE .....	75	13
CHAIN, CAM .....	38	2	CONTACT ASSY., NEUTRAL SWITCH	48	7	DOWEL PIN, 3X5 .....	50	16
CHAIN, DRIVE .....	88	3	CONTROL UNIT, ALARM & ANSWER			DOWEL PIN, 8X10 .....	47	8
CIRCLIP .....	59	18	BACK	95	18	DOWEL PIN, 8X12 .....	47	6
	61	23	COTTER, VALVE .....	37	12	DOWEL PIN, 8X14 .....	40	21
	72	15	COUNTERSHAFT .....	51	2		43	12
CIRCLIP, 17MM .....	52	28	COUPLER, DUMMY .....	95	36	DOWEL PIN, SPECIAL, 8X14 .....	39	6
CIRCLIP, EXTERNAL, 10MM .....	88	13	COVER ASSY., FUSE BOX .....	94	14	DRIVER, SCREW .....	98	4
CIRCLIP, EXTERNAL, 15MM .....	85	16	COVER ASSY., L. RR. ....	43	3	DRUM, GEARSHIFT .....	53	5
CIRCLIP, INTERNAL, 22MM .....	40	22	COVER COMP., L. FR. FORK .....	69	18			



## INDEKS NAMA PART

Nama part	Hal.	Ref.	Nama part	Hal.	Ref.	Nama part	Hal.	Ref.
NUT, HEX., 10MM .....	57	4	PGM-FI UNIT .....	95	24	RECTIFIER COMP., REGULATE .....	94	4
NUT, HEX., 14MM .....	41	13			25	RECTIFIER COMP., REGULATOR .....	94	4
NUT, HEX., 8MM .....	58	22	PIN D, JOINT .....	73	25	RECTIFIER COMP., SILICON .....	94	5
	73	23	PIN, GUIDE ROLLER .....	38	11	REFLECTOR, FR. REFLEX .....	90	2
NUT, LOCK, 12MM .....	69	24	PIN, HANGER .....	70	11	REFLECTOR, REFLEX .....	90	1
NUT, SIDE STAND .....	87	7			74	RELAY COMP., POWER .....	95	20
NUT, SPECIAL .....	55	3	PIN, PISTON .....	49	4	RELAY COMP., STARTER .....	95	19
NUT, SPECIAL FLANGE, 14MM .....	49	11	PIN, SHIFT RETURN SPRING .....	53	14	RELAY COMP., WINKER .....	95	17
NUT, SPRING, 4MM .....	81	17	PIN, SPLIT, 2.0X12 .....	73	24	RETAINER .....	74	4
	90	15			85	RETAINER, VALVE SPRING .....	37	10
	92	11	PIN, SPLIT, 2.0X15 .....	86	12	RIM COMP., HEADLIGHT .....	55	1
NUT, STEERING STEM .....	64	20	PIN, STEP BAR .....	86	5	RING B, PISTON .....	69	11
NUT, TAPPET ADJUSTING .....	37	15	PIPE COMP. A, FR. BRAKE .....	63	1	RING SET, PISTON .....	49	2
NUT, U, 10MM .....	75	16	PIPE COMP. B, FR. BRAKE .....	63	2	RING, BACK UP .....	68	6
NUT, U, 12MM .....	71	13	PIPE COMP., EX. .....	84	4	RING, FR. PULSER .....	71	4
	75	17	PIPE COMP., IN. .....	35	10	RING, OIL SEAL STOP .....	69	25
	88	12	PIPE, IN. .....	35	10	RING, SEAL .....	54	10
NUT, U, 5MM .....	90	14	PIPE, STEERING HANDLE .....	64	5	RING, STOPPER .....	70	6
NUT, U, 6MM .....	79	6	PISTON .....	49	3		74	10
	90	13	PISTON A, 25X27 .....	70	7	RIVET, PUSH, 7MM .....	80	9
NUT, U, 8MM .....	64	19	PISTON B, 27X35 .....	74	14		90	11
[ O ]			PISTON SET, MASTER CYLINDER ..	72	11	ROD COMP., PUSH .....	72	12
OIL PUMP ASSY. ....	47	3	PIVOT, SHIFT DRUM STOPPER ARM	53	17	ROD COMP., TENSIONER PUSH .....	38	8
OIL SEAL, 11.6X22X7 .....	48	15	PLATE COMP., SHIFT DRUM			ROD, CLUTCH LIFTER .....	41	11
OIL SEAL, 12X20X5 .....	40	17	STOPPER	53	6	ROD, TIE .....	85	4
OIL SEAL, 17X30X5 .....	52	33	PLATE, CLUTCH .....	41	7	ROLLER COMP., CAM CHAIN		
OIL SEAL, 26X37X6 .....	75	18	PLATE, CLUTCH LIFTER .....	41	9	TENSIONER	38	4
O-RING .....	35	20	PLATE, CLUTCH PRESSURE .....	41	8	ROLLER COMP., CAM CHAIN GUIDE ..	38	12
	48	18	PLATE, CRANK PULSER .....	49	6	ROLLER, 2.5X13.5 .....	47	11
	54	2	PLATE, DIAPHRAGM .....	59	10	ROLLER, 2.5X8.5 .....	47	10
	69	12		60	13	ROLLER, 3X8.5 .....	53	19
O-RING, 13.8X2.5 .....	43	10	PLATE, FIXING .....	72	13	ROTOR SET, OIL PUMP .....	47	2
O-RING, 14.8X2.4 .....	73	21	PLATE, LOCK KEY SETTING .....	51	18	RUBBER B, SEAT MOUNTING .....	62	4
O-RING, 16X3.1 .....	46	6	PLATE, NAME .....	80	3		79	4
O-RING, 18X3 .....	40	20	PLATE, PUSH PLUG .....	99	1	RUBBER B, SEAT SETTING .....	62	5
O-RING, 20.4X1.9 .....	54	3	PLATE, SETTING .....	48	5	RUBBER B, STAND STOPPER .....	87	8
O-RING, 21X2.4 .....	48	16	PLATE, SETTING .....	77	4	RUBBER, CANISTER MOUNTING .....	83	2
O-RING, 30MM .....	43	11	PLATE, STEP SETTING .....	86	4	RUBBER, GEAR CHANGE PEDAL .....	85	7
O-RING, 31.5X2.4 .....	36	21	PLATE, TENSIONER ARM SETTING ..	38	5	RUBBER, G-SENSOR .....	95	30
O-RING, 39.8X2.2 .....	40	18	PLUG, AIR CLEANER DRAIN .....	81	8	RUBBER, HANDLE CUSHION .....	64	9
O-RING, 3.8X1.4 .....	48	17	PLUG, BEARING PUSH .....	48	3	RUBBER, L. WINKER MOUNTING .....	91	5
O-RING, 40.5X3 .....	75	10	PLUG, HOLE .....	90	17	RUBBER, MAIN STEP .....	86	7
O-RING, 6.3X2.2 .....	54	15	PLUG, PIN .....	74	13	RUBBER, MOUNTING .....	40	9
O-RING, 74.5X2.5 .....	35	19	PLUG, SPARK .....	35	12		84	7
O-RING, 8.8X1.9 .....	40	19	PROTECTOR .....	59	6	RUBBER, MUFFLER MOUNTING .....	84	13
OUTER COMP., CLUTCH .....	41	1	PROTECTOR, EX. PIPE .....	60	9	RUBBER, PROTECTOR .....	93	5
[ P ]			PROTECTOR, MUFFLER .....	84	5	RUBBER, PROTECTOR MOUNTING .....	84	8
PACKING .....	46	1	PROTECTOR, R. COVER .....	84	9	RUBBER, PROTECTOR PACKING .....	84	2
PACKING, DRAIN COCK, 12.5X20 ..	48	14	PULLER, MINI FUSE .....	40	3	RUBBER, RR. FUEL TANK .....	77	10
PACKING, MUFFLER .....	84	12	PUMP ASSY., FUEL .....	98	1	RUBBER, R. WINKER MOUNTING .....	91	3
PAD SET, FR. ....	70	2	[ R ]	77	1	RUBBER, SEAT SETTING .....	79	3
PAD SET, FR. BRAKE .....	70	2	RACE, STEERING BOTTOM CONE .....	66	5	RUBBER, SENSOR MOUNTING .....	95	33
PAD SET, RR. ....	74	2	RACE, STEERING TOP BALL .....	66	3	RUBBER, STOPPER .....	69	15
PEDAL COMP., BRAKE .....	85	10	RACE, STEERING TOP CONE .....	66	4	RUBBER, TAILLIGHT BRACKET .....	94	10
PEDAL, GEAR CHANGE .....	85	1	RECEIVER, CLUTCH CABLE .....	40	12	RUBBER, TAILLIGHT COVER .....	92	9
			RECTIFIER ASSY., SILICON .....	94	5	[ S ]		
						SCREEN, OIL FILTER .....	47	5

## INDEKS NAMA PART

Nama part	Hal.	Ref.	Nama part	Hal.	Ref.	Nama part	Hal.	Ref.
SCREW-WASHER, 4X12 .....	59	20	SENSOR ASSY., GYRO .....	95	29	STRIPE A, FUEL TANK .....	100	2
	61	25	SENSOR ASSY., OIL TEMPERATURE	35	14	STRIPE B, FUEL TANK .....	100	4
	73	22	SENSOR ASSY., SPEED .....	48	9	STRIPE, L. FUEL TANK .....	100	3
SCREW-WASHER, 4X14 .....	92	13	SENSOR A, MASTER POWER			STRIPE, R. FUEL TANK .....	100	1
SCREW-WASHER, 4X6 .....	46	4	PRESSURE	81	14	SUB CORD, STARTER MOTOR .....	46	3
SCREW-WASHER, 5X12 .....	54	17	SENSOR, AIR FUEL RATIO .....	35	13	SUSPENSION, ENGINE CONTROL		
SCREW-WASHER, 5X16 .....	46	5	SENSOR, FR. WHEEL SPEED .....	68	2	UNIT	95	27
SCREW-WASHER, 5X20 .....	58	21	SENSOR, OXYGEN .....	35	13	SUSPENSION, POWER RELAY .....	95	22
SCREW SET .....	54	1	SET RING, 20MM .....	52	29	SUSPENSION, STARTER RELAY .....	95	21
SCREW, BLEEDER .....	70	3	SHAFT, EX. ROCKER ARM .....	37	6	SWINGARM SUB ASSY., RR. ....	88	9
	74	8	SHAFT, GEARSHIFT FORK .....	53	4	SWITCH ASSY., COMBINATION &		
SCREW, FLAT, 4X12 .....	59	19	SHAFT, IN. ROCKER ARM .....	37	5	LOCK	64	2
	61	24	SHAFT, REDUCTION GEAR .....	42	4	WINKER	58	7
SCREW, OVAL, 6X45 .....	64	18	SLEEVE, RR. WHEEL .....	75	4	SWITCH ASSY., ENGINE STOP .....	58	5
SCREW, PAN, 5X10 .....	83	9	SLIDER .....	94	8	SWITCH ASSY., FR. STOP .....	59	1
SCREW, PAN, 5X11.5 .....	55	9	SLIDER, CHAIN .....	88	8		60	1
SCREW, PAN, 5X18 .....	81	18	SOLENOID .....	54	11	SWITCH ASSY., RR. STOP .....	85	8
SCREW, PAN, 6X10 .....	90	12	SPACER, IGNITION COIL .....	94	2	SWITCH ASSY., SIDE STAND .....	87	1
SCREW, PAN, 6X12 .....	83	8	SPANNER, 10X14 .....	98	6	SWITCH COMP., FR. LEVER .....	58	8
	84	15	SPANNER, 8X12 .....	98	7			
SCREW, PAN, 6X14 .....	64	16	SPINDLE COMP., GEARSHIFT .....	53	10	[ T ]		
	84	16	SPRING ASSY., BRAKE PEDAL .....	85	11	TAILLIGHT UNIT .....	92	1
	88	11	SPRING A, SIDE STAND .....	87	9	TANK SET, FUEL .....	77	5
SCREW, PAN, 6X18 .....	40	16	SPRING, BEARING PUSH .....	48	4	TENSIONER, LIFTER BODY .....	38	6
	69	23	SPRING, CAM CHAIN TENSIONER ..	38	7	THREAD COMP., STEERING HEAD		
	97	8	SPRING, CHANGE SWITCH CONTACT	53	16	TOP	66	10
SCREW, SIDE STAND PIVOT .....	87	4	SPRING, CLUTCH .....	41	10	TIRE, FR. ....	71	7
SCREW, TAPPET ADJUSTING .....	37	13	SPRING, CLUTCH LEVER .....	40	11	TIRE, RR. ....	75	11
SCREW, TAPPING, 3X16 .....	65	23	SPRING, GEARSHIFT ARM .....	53	12	TRANSMITTER ASSY., ALARM &		
SCREW, TAPPING, 4X10 .....	91	8	SPRING, GEARSHIFT RETURN .....	53	13	ANSWER	64	12
SCREW, TAPPING, 4X12 .....	80	10	SPRING, OIL FILTER .....	40	7	TUBE A, PURGE .....	83	3
	90	18	SPRING, PAD .....	70	5	TUBE B, PURGE .....	83	4
SCREW, TAPPING, 4X16 .....	56	4		74	3	TUBE, 3.5X410 .....	78	23
	90	19	SPRING, R. STEP RETURN .....	86	3	TUBE, 4.5X420 .....	83	15
		20	SPRING, SHIFT DRUM STOPPER ..	53	9	TUBE, 8X395 .....	78	24
	92	15	SPRING, STOP SWITCH .....	85	9	TUBE, AIR .....	77	3
SCREW, TAPPING, 5X16 .....	56	5	SPRING, VALVE .....	37	9	TUBE, AIR CLEANER CONNECTING ..	81	10
	81	19	SPROCKET COMP., FINAL DRIVEN ..	75	2	TUBE, BREATHER .....	81	4
SCREW, TAPPING, 5X20 .....	81	21	SPROCKET, CAM .....	38	1	TUBE, FUEL, 3.5X170 .....	82	23
SCREW, TAPPING, 5X25 .....	81	20	SPROCKET, DRIVE .....	51	17	TUBE, FUEL, 4.5X250 .....	78	21
SCREW, TORX, 5X8.7 .....	54	4	STATOR COMP. ....	44	2	TUBE, FUEL, 4.5X90 .....	83	10
SCREW, VISOR SPECIAL SETTING ..	92	10		45	3	TUBE, FUEL, 7.3X110 .....	83	11
SEAL SET, FR. FORK .....	69	13	STAY B, FR. BRAKE HOSE .....	60	5	TUBE, OUTER .....	68	5
SEAL SET, PISTON .....	70	1	STAY COMP., EX. PIPE .....	84	6	TUBE, VINYL, 11X15X35 .....	81	6
	74	1	STAY COMP., FR. COWL .....	97	7			
SEAL, AIR CLEANER .....	81	2	STAY C, FR. BRAKE HOSE .....	60	6	[ V ]		
SEAL, AIR CLEANER COVER .....	81	3	STAY, CANISTER .....	83	7	VALVE, EX. ....	37	8
SEAL, BREATHER .....	77	13	STAY, FR. NUMBER PLATE .....	97	5	VALVE, IN. ....	37	7
SEAL, DUST .....	77	8	STAY, HARNESS CLIP .....	43	5	VALVE, PURGE CONTROL SOLENOID ..	83	6
SEAL, RING .....	95	28	STAY, INERTIAL MEASUREMENT			VALVE, RIM .....	71	1
SEAL, VALVE STEM .....	37	1	UNIT	95	32		75	12
SEAT .....	68	9	STAY, METER .....	64	11	[ W ]		
SEAT COMP., SINGLE .....	79	2	STAY, PB .....	81	12	WASHER A, SEALING, .....	35	18
SEAT SET .....	54	12	STAY, SENSOR CORD .....	66	1	WASHER B, THRUST, 20MM .....	52	27
SEAT, VALVE SPRING .....	37	11	STAY, SIDE STAND SWITCH .....	43	6			
SENSOR ASSY., AIR TEMPERATURE ..	81	13	STAY, TAILLIGHT .....	92	4			
SENSOR ASSY., BANK ANGLE .....	94	11	STAY, WIRE .....	54	6			
SENSOR ASSY., CRANK .....	48	8	STEM SUB ASSY., STEERING .....	66	9			
			STOPPER COMP., GEARSHIFT DRUM	53	8			



## INDEKS NAMA PART

Nama part	Hal.	Ref.	Nama part	Hal.	Ref.	Nama part	Hal.	Ref.
WASHER, 10MM .....	89	5						
WASHER, 12X24X2.3 .....	44	3						
	45	4						
WASHER, 14.2X26X3 .....	41	15						
	49	12						
WASHER, 15.2X25 .....	85	13						
WASHER, 17MM .....	51	23						
WASHER, 17X26X1.0 .....	51	19						
WASHER, 6.1MM .....	53	18						
WASHER, 6.2X19X2.3 .....	51	20						
WASHER, 8MM .....	38	16						
		17						
WASHER, CHANGE PEDAL .....	85	2						
WASHER, HANDLE UNDER HOLDER .....	65	22						
WASHER, LOCK, 6MM .....	55	8						
WASHER, OIL BOLT .....	59	17						
	61	22						
	72	20						
WASHER, PIVOT BOLT .....	88	10						
WASHER, PLAIN, 10MM .....	89	6						
WASHER, PLAIN, 5MM .....	56	6						
	82	22						
WASHER, PLAIN, 6MM .....	93	7						
WASHER, PLAIN, 7MM .....	85	12						
WASHER, PLAIN, 8MM .....	84	18						
	86	11						
WASHER, RR. COVER GROMMET .....	95	35						
WASHER, SEAT LOCK .....	80	4						
WASHER, SPECIAL, 12MM .....	51	24						
WASHER, SPECIAL, 15MM .....	51	22						
WASHER, SPLINE, 17X23X1.6 .....	51	25						
WASHER, SPLINE, 20MM .....	52	26						
WASHER, STEERING HEAD DUST SEAL	66	7						
WASHER, STEERING STEM .....	65	21						
WASHER, THRUST, 15MM .....	51	21						
WASHER, THRUST, 17MM .....	41	14						
WASHER, WAVE .....	70	12						
WEIGHT A, HANDLE .....	64	6						
WHEEL SUB ASSY., FR. ....	71	6						
WHEEL SUB ASSY., RR. ....	75	9						
WINKER ASSY., L. FR. ....	91	4						
WINKER ASSY., L. RR. ....	91	7						
WINKER ASSY., R. FR. ....	91	1						
WINKER ASSY., R. RR. ....	91	6						
WIRE, HELMET SET .....	98	2						
WRENCH, HEX., 6MM .....	98	10						
WRENCH, SPARK PLUG .....	98	8						

# **PT Astra Honda Motor**

## **TECHNICAL SERVICE DIVISION**

Dipublikasikan oleh :  
Honda Motor Co., Ltd.  
Dicetak di Indonesia

ID.XXX.XXX.2021.XX.21



# PARTS CATALOGUE NEWS

PARTS CATALOGUE - CORRECTED

CODE NO.	13K0FN01
PARTS CATALOGUE NEWS	Z125M / Z125MA Z125M N Z125MA N
NEWS NO.	001

Block No.	Ref. No.	Note	Part No.	Description	Reqd. QTY		Serial No.	Parts catalogue code
					Z125 M N	MA N		
F-27	3	T	18310-K0F-J70	MUFFLER COMP., EX.....	1	1	-----	2F0, 2IN, 2K0, 2V, F0, 1N, K0, U, V
		A	18310-K0F-T61	.....	-	1	-----	2ED, ED

NOTE A:PART NO. CHANGE D:NEWLY PROVIDED E:PART NO. DELETION K:REQUIRED NO. CORRECTION L:APPLICATION SERIAL NO. CORRECTION  
M:PART DESCRIPTION CORRECTION T:APPLICATION CORRECTION Z:REMARKS CHANGE



# PARTS CATALOGUE NEWS

## PARTS CATALOGUE - CORRECTED

CODE NO.	13K0FN01
PARTS CATALOGUE NEWS	Z125M / Z125MA Z125M N Z125MA N
NEWS NO.	002

Block No.	Ref. No.	Note	Part No.	Description	Reqd. QTY		Serial No.	Parts catalogue code
					Z125M	Z125MA		
F-14-40	7		44711-K0F-T02	TIRE, FR. (120/80-12 65J) (VEE)	1	1	-----	2ED, 2F0, 2K0, 2V, ED, F0, K0, U, V
		A	44711-K0F-T03	.....	-	1	-----	2IN, IN
F-19-40	11		42711-K0F-T02	TIRE, RR. (130/80-12 69J) (VEE)	1	1	-----	2ED, 2F0, 2K0, 2V, ED, F0, K0, U, V
		A	42711-K0F-T03	.....	-	1	-----	2IN, IN

NOTE A:PART NO. CHANGE D:NEWLY PROVIDED E:PART NO. DELETION K:REQUIRED NO. CORRECTION L:APPLICATION SERIAL NO. CORRECTION  
M:PART DESCRIPTION CORRECTION T:APPLICATION CORRECTION Z:REMARKS CHANGE





# PARTS CATALOGUE NEWS

## PARTS CATALOGUE - CORRECTED

% 5[ i ghi g' &\$8%

CODE NO.	13K0FN01
PARTS CATALOGUE NEWS	Z125M / Z125MA Z125M N Z125MA N
NEWS NO.	003

Block No.	Ref. No.	Note	Part No.	Description	Reqd. QTY		Serial No.	Parts catalogue code	
					Z125 M N	MA N			
E-2	4	T	12252-K26-G00	GASKET, CYLINDER HEAD (0.75/1.00)	(1)	(1)			
E-16	2	T	13021-K1J-D00	RING SET, PISTON(0.25) (TPR)	(1)	(1)	-----	21N, 2V, IN, U, V	
		T	13031-K1J-D00	RING SET, PISTON(0.50) (TPR)	(1)	(1)	-----	21N, 2V, IN, U, V	
		T	13041-K1J-D00	RING SET, PISTON(0.75) (TPR)	(1)	(1)	-----	21N, 2V, IN, U, V	
		T	13051-K1J-D00	RING SET, PISTON(1.00) (TPR)	(1)	(1)	-----	21N, 2V, IN, U, V	
	3	T	13101-K26-G00	PISTON(STD)		1	1	-----	2ED, 2FO, 2KO, 2V, ED, FO, KO, U, V
		T	13102-K26-G00	PISTON(0.25)	(1)	(1)	-----	2V, U, V	
		T	13103-K26-G00	PISTON(0.50)	(1)	(1)	-----	2V, U, V	
		T	13104-K26-G00	PISTON(0.75)	(1)	(1)	-----	2V, U, V	
		T	13105-K26-G00	PISTON(1.00)	(1)	(1)	-----	2V, U, V	
		D	13101-K0G-P00	PISTON(STD)		-	1	-----	21N, IN
		D	13102-K0G-P00	PISTON(0.25)		-	(1)	-----	21N, IN
		D	13103-K0G-P00	PISTON(0.50)		-	(1)	-----	21N, IN
		D	13104-K0G-P00	PISTON(0.75)		-	(1)	-----	21N, IN

NOTE A:PART NO. CHANGE D:NEWLY PROVIDED E:PART NO. DELETION K:REQUIRED NO. CORRECTION L:APPLICATION SERIAL NO. CORRECTION  
M:PART DESCRIPTION CORRECTION T:APPLICATION CORRECTION Z:REMARKS CHANGE

PARTS CATALOGUE NEWS

BOOKNo. : 13KOFN01

Block No.	Ref. No.	Note	Part No.	Description	Reqd. QTY		Serial No.	Parts catalogue code
					M N	Z125 MA N		
		D	13105-K0G-P00	PISTON(1.00).....	-	(1)	-----	2IN, IN

NOTE A:PART NO. CHANGE D:NEWLY PROVIDED E:PART NO. DELETION K:REQUIRED NO. CORRECTION L:APPLICATION SERIAL NO. CORRECTION  
M:PART DESCRIPTION CORRECTION T:APPLICATION CORRECTION Z:REMARKS CHANGE



# PARTS CATALOGUE NEWS

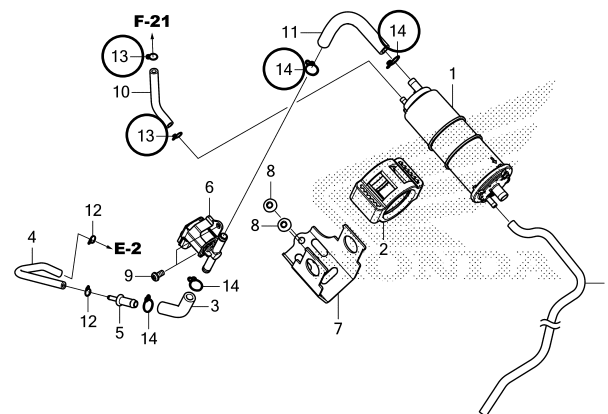
PARTS CATALOGUE - CORRECTED

% `5[ i ghi g` &&8%

CODE NO.	13K0FN01
PARTS CATALOGUE NEWS	Z125M / Z125MA Z125M N Z125MA N
NEWS NO.	004

Block No.	Ref. No.	Note	Part No.	Description	Reqd. QTY	Serial No.	Parts catalogue code
					Z125 M MA N N		

F-26 CANISTER \*ILLUSTRATION-CORRECTED\*



K0FEF2600A

NOTE A:PART NO. CHANGE D:NEWLY PROVIDED E:PART NO. DELETION K:REQUIRED NO. CORRECTION L:APPLICATION SERIAL NO. CORRECTION  
M:PART DESCRIPTION CORRECTION T:APPLICATION CORRECTION Z:REMARKS CHANGE



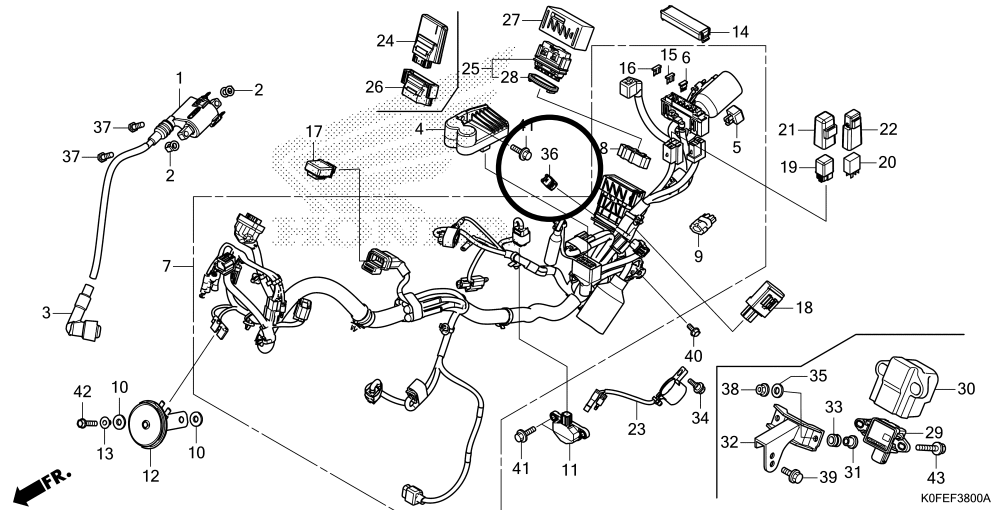
# PARTS CATALOGUE NEWS

CODE NO.	13K0FN01
PARTS CATALOGUE NEWS	Z125M / Z125MA Z125M N Z125MA N
NEWS NO.	005

## PARTS CATALOGUE - CORRECTED

Block No.	Ref. No.	Note	Part No.	Description	Reqd. QTY	Serial No.	Parts catalogue code
					Z125 M N		

F-38 WIRE HARNESS \*ILLUSTRATION-CORRECTED\*



NOTE A:PART NO. CHANGE D:NEWLY PROVIDED E:PART NO. DELETION K:REQUIRED NO. CORRECTION L:APPLICATION SERIAL NO. CORRECTION  
M:PART DESCRIPTION CORRECTION T:APPLICATION CORRECTION Z:REMARKS CHANGE



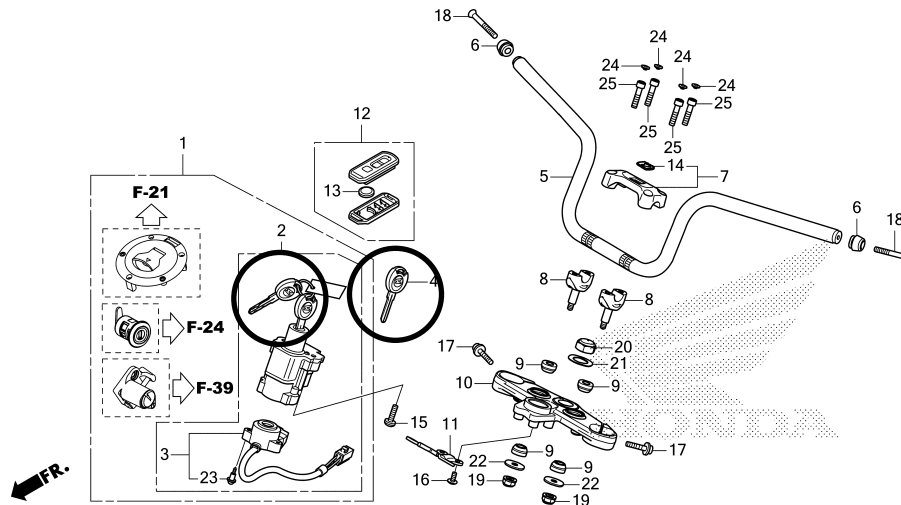
# PARTS CATALOGUE NEWS

## PARTS CATALOGUE - CORRECTED

CODE NO.	13K0FN01
PARTS CATALOGUE NEWS	Z125M / Z125MA Z125M N Z125MA N
NEWS NO.	006

Block No.	Ref. No.	Note	Part No.	Description	Reqd. QTY	Serial No.	Parts catalogue code
					Z125 M N		

F-7 HANDLE PIPE \*ILLUSTRATION-CORRECTED



K0FEF0700A

NOTE A:PART NO. CHANGE D:NEWLY PROVIDED E:PART NO. DELETION K:REQUIRED NO. CORRECTION L:APPLICATION SERIAL NO. CORRECTION  
M:PART DESCRIPTION CORRECTION T:APPLICATION CORRECTION Z:REMARKS CHANGE



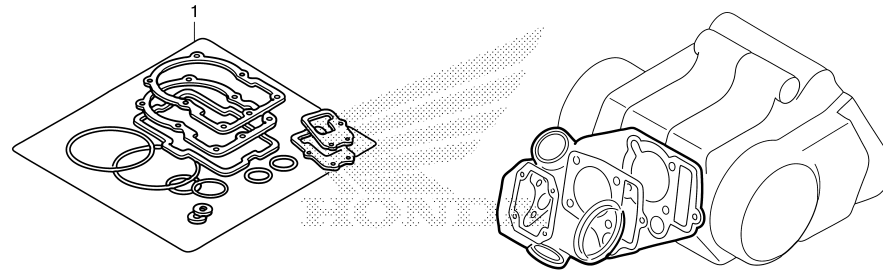
# PARTS CATALOGUE NEWS

## PARTS CATALOGUE - CORRECTED

CODE NO.	13K0FN01
PARTS CATALOGUE NEWS	Z125M / Z125MA Z125M N Z125MA N
NEWS NO.	007

Block No.	Ref. No.	Note	Part No.	Description	Reqd. QTY	Serial No.	Parts catalogue code
					Z125 M MA N N		

EOP-1 GASKET KIT A



K0FEX0100

EOP-1	1	D	06111-K26-G80	GASKET KIT A.....	- 1	-----	-----	2ED, ED, U
		D	12191-K1M-T02	GASKET, CYLINDER (NICHIAS).....	- 1	-----	-----	2ED, ED, U

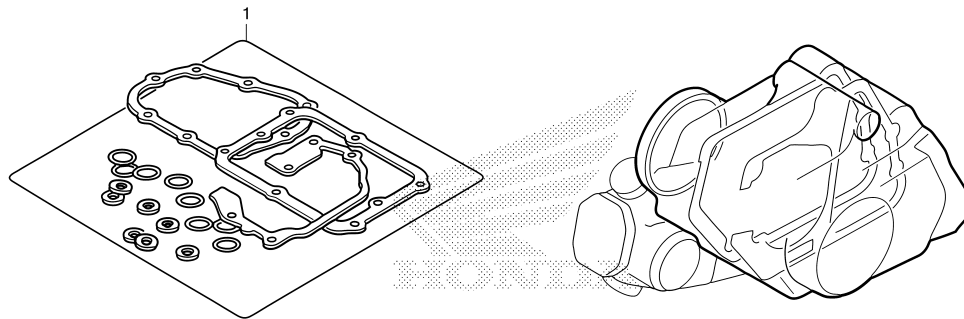
NOTE A:PART NO. CHANGE D:NEWLY PROVIDED E:PART NO. DELETION K:REQUIRED NO. CORRECTION L:APPLICATION SERIAL NO. CORRECTION  
M:PART DESCRIPTION CORRECTION T:APPLICATION CORRECTION Z:REMARKS CHANGE

PARTS CATALOGUE NEWS

BOOKNo. : 13KOFN01

Block No.	Ref. No.	Note	Part No.	Description	Reqd. QTY		Serial No.	Parts catalogue code
					Z125 M N	MA N		
		D	12251-K26-G01	GASKET, CYLINDER HEAD. ....	-	1	-----	2ED, ED, U
		D	12365-K1M-T00	GASKET, IN. TAPPET HOLE COVER.	-	1	-----	2ED, ED, U
		D	12375-K1M-T00	GASKET, EX. TAPPET HOLE COVER.	-	1	-----	2ED, ED, U
		D	18291-GE2-920	GASKET, EX. PIPE. ....	-	1	-----	2ED, ED, U
		D	90443-GGN-J00	WASHER A, SEALING, ....	-	4	-----	2ED, ED, U
		D	90475-KWB-600	WASHER, 8MM. ....	-	1	-----	2ED, ED, U
		D	91301-PH8-005	O-RING, 74.5X2.5 (NOK). ....	-	1	-----	2ED, ED, U
		D	91304-K0J-N21	O-RING. ....	-	1	-----	2ED, ED, U
		D	91304-K1M-T00	O-RING, 31.5X2.4. ....	-	2	-----	2ED, ED, U

EOP-2 GASKET KIT B



KOFEX0200

EOP-2	1	D	06112-K26-G70	GASKET KIT B. ....	-	1	-----	U
		D	06112-K26-G80	.....	-	1	-----	2ED, ED

NOTE A:PART NO. CHANGE D:NEWLY PROVIDED E:PART NO. DELETION K:REQUIRED NO. CORRECTION L:APPLICATION SERIAL NO. CORRECTION  
M:PART DESCRIPTION CORRECTION T:APPLICATION CORRECTION Z:REMARKS CHANGE

PARTS CATALOGUE NEWS

BOOKNo. : 13KOFN01

Block No.	Ref. No.	Note	Part No.	Description	Reqd. QTY		Serial No.	Parts catalogue code
					Z125 M N	MA N		
		D	11394-K1M-T02	GASKET, R. CRANKCASE COVER (NICHIAS)	-	1	-----	2ED, ED, U
		D	11395-K1M-T02	GASKET, L. CRANKCASE COVER (NICHIAS)	-	1	-----	2ED, ED, U
		D	12396-KRM-840	GASKET B, HEAD COVER.....	-	2	-----	2ED, ED, U
		D	90407-259-000	PACKING, DRAIN COCK, 12. 5X20. .	-	1	-----	2ED, ED, U
		D	91301-HP2-671	O-RING, 21X2. 4.....	-	1	-----	2ED, ED, U
		D	91302-PA9-003	O-RING, 39. 8X2. 2 (ARAI).....	-	1	-----	2ED, ED, U
		D	91305-K0J-N00	O-RING, 3. 8X1. 4.....	-	1	-----	2ED, ED, U
		D	91305-K26-900	O-RING, 8. 8X1. 9.....	-	1	-----	2ED, ED, U
		D	91307-KRM-840	O-RING, 18X3.....	-	1	-----	2ED, ED, U
		D	91308-KVR-C00	O-RING, 13. 8X2. 5.....	-	1	-----	2ED, ED, U
		D	91309-GFC-771	O-RING, 16X3. 1.....	-	1	-----	2ED, ED, U
		D	91333-PNC-006	O-RING.....	-	1	-----	2ED, ED
		D	91356-KWV-000	O-RING, 30MM.....	-	1	-----	2ED, ED, U

NOTE A:PART NO. CHANGE D:NEWLY PROVIDED E:PART NO. DELETION K:REQUIRED NO. CORRECTION L:APPLICATION SERIAL NO. CORRECTION  
M:PART DESCRIPTION CORRECTION T:APPLICATION CORRECTION Z:REMARKS CHANGE





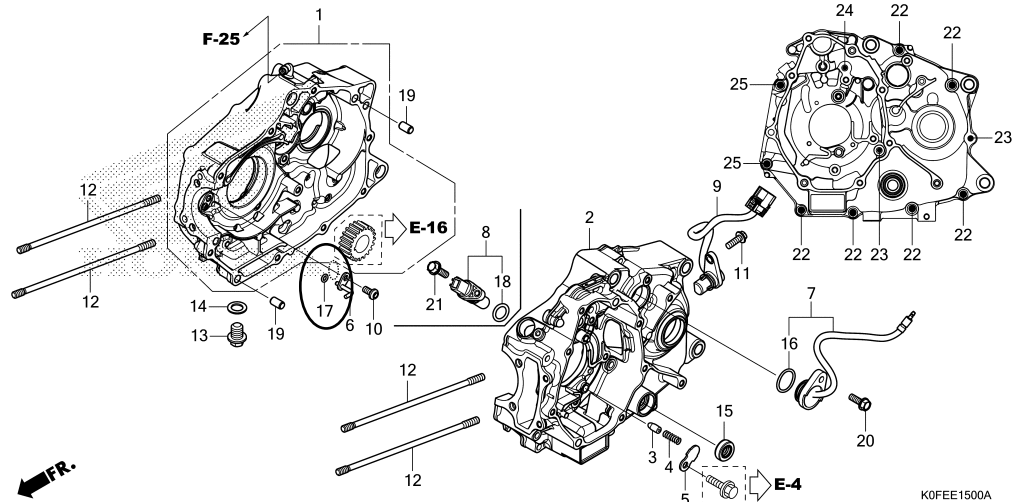
# PARTS CATALOGUE NEWS

CODE NO.	13K0FN01
PARTS CATALOGUE NEWS	Z125M / Z125MA Z125M N Z125MA N
NEWS NO.	008

## PARTS CATALOGUE - CORRECTED

Block No.	Ref. No.	Note	Part No.	Description	Reqd. QTY	Serial No.	Parts catalogue code
					Z125 M MA N N		

E-15 CRANKCASE \*ILLUSTRATION-CORRECTED\*



NOTE A:PART NO. CHANGE D:NEWLY PROVIDED E:PART NO. DELETION K:REQUIRED NO. CORRECTION L:APPLICATION SERIAL NO. CORRECTION  
M:PART DESCRIPTION CORRECTION T:APPLICATION CORRECTION Z:REMARKS CHANGE



## PARTS CATALOGUE NEWS

BOOKNo. : 13K0FN01

## Z125MA (Z125MAN).....NZ

No.	MODEL		Z125MAN							Applicable block No.	Ref. No.
	COLOR		Pearl glittering blue	Pearl shining black	Pearl nebula red	Banana yellow	Applicable model				
	CODE		B-231P	NH-B98P	R-376P	YR-354					
	Name of colored parts	Basic part No.	B231	NHB98	R376	YR354	Initial applicable model	Final applicable model			
1	BADGE, L. PRODUCT	86202-K0F-T00	ZA	ZA	ZA	ZA			F-50	6	
2	BADGE, R. PRODUCT	86201-K0F-T00	ZA	ZA	ZA	ZA			F-50	5	
3	BODY COMP., FRAME	50100-K0F-N70	ZA	ZA	ZA	ZA			F-39	1	
4	BRACKET, L. HEADLIGHT	61320-K0F-T00	ZE	ZE	ZE	ZE			F-43	6	
5	BRACKET, R. HEADLIGHT	61310-K0F-T00	ZE	ZE	ZE	ZE			F-43	2	
6	COVER COMP., R. FR. FORK	51650-K0F-D10	ZA	ZA	ZA	ZA			F-11	17	
7	COVER SET, L. SIDE OUTER	64550-K0F-T60	ZC	ZD	ZB	ZA			F-24	2	
8	CUSHION ASSY., RR.	52400-K0F-A61	-	-	-	ZA			F-33	1	
9	CUSHION ASSY., RR.	52400-K0F-N71	ZA	-	-	-			F-33	1	
10	CUSHION ASSY., RR.	52400-K0F-T61	-	ZA	-	-			F-33	1	
11	CUSHION ASSY., RR.	52400-K0F-V61	-	-	ZA	-			F-33	1	
12	FORK ASSY., L. FR.	51500-K0F-A61	-	-	-	ZA			F-11	14	
13	FORK ASSY., L. FR.	51500-K0F-N71	ZA	-	-	-			F-11	14	
14	FORK ASSY., L. FR.	51500-K0F-T61	-	ZA	-	-			F-11	14	
15	FORK ASSY., L. FR.	51500-K0F-V61	-	-	ZA	-			F-11	14	
16	FORK ASSY., R. FR.	51400-K0F-A71	-	-	-	ZA			F-11	4	
17	FORK ASSY., R. FR.	51400-K0F-D71	-	ZA	-	-			F-11	4	
18	FORK ASSY., R. FR.	51400-K0F-J71	-	-	ZA	-			F-11	4	
19	FORK ASSY., R. FR.	51400-K0F-N71	ZA	-	-	-			F-11	4	
20	MARK	86511-K0F-D10	ZA	ZA	ZA	ZA			F-50	7	
21	MARK	86641-K0F-T60	ZC	ZD	ZB	ZA			F-50	8	
22	SEAT COMP., SINGLE	77100-K0F-T61	ZA	ZA	ZA	ZA			F-23	2	
23	STRIPE A, FUEL TANK	86171-K0F-T60	ZA	ZB	ZA	ZA			F-50	2	
24	STRIPE B, FUEL TANK	86172-K0F-T60	ZA	ZB	ZA	ZA			F-50	4	
25	SWINGARM SUB ASSY., RR.	52200-K0F-T00	ZE	ZE	ZE	ZE			F-32	9	

PARTS CATALOGUE NEWS

BOOKNo. : 13K0FN01

Z125MA (Z125MAN).....NZ

No.	MODEL		Z125MAN							
	COLOR		Pearl glittering blue	Pearl shining black	Pearl nebula red	Banana yellow	Applicable model		Applicable block No.	Ref. No.
	CODE		B-231P	NH-B98P	R-376P	YR-354				
	Name of colored parts	Basic part No.	B231	NHB98	R376	YR354	Initial applicable model	Final applicable model		
26	TANK SET, FUEL	17520-K0F-T60	ZL	ZM	ZK	ZJ			F-21	5
27	WHEEL SUB ASSY., FR.	44650-K0F-D70	ZA	ZA	ZA	ZA			F-14-40	6
28	WHEEL SUB ASSY., RR.	42650-K0F-T60	ZA	ZA	ZA	ZA			F-19-40	9

## PARTS CATALOGUE NEWS

BOOKNo. : 13K0FN01

## Z125MA (Z125MAP).....2FO

No.	MODEL		Z125MAP						
	COLOR		Pearl shining black	Pearl nebula red	Banana yellow	Applicable model		Applicable block No.	Ref. No.
	CODE		NH-B98P	R-376P	YR-354				
	Name of colored parts	Basic part No.	NHB98E	R376X	YR354E	Initial applicable model	Final applicable model		
1	BADGE, L. PRODUCT	86202-K0F-T00	ZA	ZA	ZA			F-50	6
2	BADGE, R. PRODUCT	86201-K0F-T00	ZA	ZA	ZA			F-50	5
3	BODY COMP., FRAME	50100-K0F-J70	ZC	ZB	ZD			F-39	1
4	BRACKET, L. HEADLIGHT	61320-K0F-T00	ZC	ZB	ZA			F-43	6
5	BRACKET, R. HEADLIGHT	61310-K0F-T00	ZC	ZB	ZA			F-43	2
6	COVER COMP., R. FR. FORK	51650-K0F-D10	ZA	ZA	ZA			F-11	17
7	COVER SET, L. SIDE OUTER	64550-K0F-T60	ZD	ZB	ZA			F-24	2
8	CUSHION ASSY., RR.	52400-K0F-A61	-	-	ZA			F-33	1
9	CUSHION ASSY., RR.	52400-K0F-T61	ZA	-	-			F-33	1
10	CUSHION ASSY., RR.	52400-K0F-V61	-	ZA	-			F-33	1
11	FORK ASSY., L. FR.	51500-K0F-A61	-	-	ZA			F-11	14
12	FORK ASSY., L. FR.	51500-K0F-T61	ZA	-	-			F-11	14
13	FORK ASSY., L. FR.	51500-K0F-V61	-	ZA	-			F-11	14
14	FORK ASSY., R. FR.	51400-K0F-A71	-	-	ZA			F-11	4
15	FORK ASSY., R. FR.	51400-K0F-D71	ZA	-	-			F-11	4
16	FORK ASSY., R. FR.	51400-K0F-J71	-	ZA	-			F-11	4
17	MARK	86511-K0F-D10	ZA	ZA	ZA			F-50	7
18	MARK	86641-K0F-T60	ZD	ZB	ZA			F-50	8
19	SEAT COMP., SINGLE	77100-K0F-J91	ZA	ZB	ZA			F-23	2
20	STRIPE, L. FUEL TANK	86172-K0F-J90	ZA	ZB	ZA			F-50	3
21	STRIPE, R. FUEL TANK	86171-K0F-J90	ZA	ZB	ZA			F-50	1
22	SWINGARM SUB ASSY., RR.	52200-K0F-T00	ZC	ZB	ZA			F-32	9
23	TANK SET, FUEL	17520-K0F-J90	ZA	ZB	ZA			F-21	5
24	WHEEL SUB ASSY., FR.	44650-K0F-D70	ZA	ZA	ZA			F-14-40	6
25	WHEEL SUB ASSY., RR.	42650-K0F-T60	ZA	ZA	ZA			F-19-40	9

## PARTS CATALOGUE NEWS

BOOKNo. : 13K0FN01

## Z125MA (Z125MAP).....2KO

No.	MODEL		Z125MAP						
	COLOR		Pearl shining black	Pearl nebula red	Banana yellow	Applicable model		Applicable block No.	Ref. No.
	CODE		NH-B98P	R-376P	YR-354				
	Name of colored parts	Basic part No.	NHB98E	R376X	YR354E	Initial applicable model	Final applicable model		
1	BADGE, L. PRODUCT	86202-K0F-T00	ZA	ZA	ZA			F-50	6
2	BADGE, R. PRODUCT	86201-K0F-T00	ZA	ZA	ZA			F-50	5
3	BODY COMP., FRAME	50100-K0F-J70	ZC	ZB	ZD			F-39	1
4	BRACKET, L. HEADLIGHT	61320-K0F-T00	ZC	ZB	ZA			F-43	6
5	BRACKET, R. HEADLIGHT	61310-K0F-T00	ZC	ZB	ZA			F-43	2
6	COVER COMP., R. FR. FORK	51650-K0F-D10	ZA	ZA	ZA			F-11	17
7	COVER SET, L. SIDE OUTER	64550-K0F-T60	ZD	ZB	ZA			F-24	2
8	CUSHION ASSY., RR.	52400-K0F-A61	-	-	ZA			F-33	1
9	CUSHION ASSY., RR.	52400-K0F-T61	ZA	-	-			F-33	1
10	CUSHION ASSY., RR.	52400-K0F-V61	-	ZA	-			F-33	1
11	FORK ASSY., L. FR.	51500-K0F-A61	-	-	ZA			F-11	14
12	FORK ASSY., L. FR.	51500-K0F-T61	ZA	-	-			F-11	14
13	FORK ASSY., L. FR.	51500-K0F-V61	-	ZA	-			F-11	14
14	FORK ASSY., R. FR.	51400-K0F-A71	-	-	ZA			F-11	4
15	FORK ASSY., R. FR.	51400-K0F-D71	ZA	-	-			F-11	4
16	FORK ASSY., R. FR.	51400-K0F-J71	-	ZA	-			F-11	4
17	MARK	86511-K0F-D10	ZA	ZA	ZA			F-50	7
18	MARK	86641-K0F-T60	ZD	ZB	ZA			F-50	8
19	SEAT COMP., SINGLE	77100-K0F-J91	ZA	ZB	ZA			F-23	2
20	STRIPE, L. FUEL TANK	86172-K0F-J90	ZA	ZB	ZA			F-50	3
21	STRIPE, R. FUEL TANK	86171-K0F-J90	ZA	ZB	ZA			F-50	1
22	SWINGARM SUB ASSY., RR.	52200-K0F-T00	ZC	ZB	ZA			F-32	9
23	TANK SET, FUEL	17520-K0F-J90	ZA	ZB	ZA			F-21	5
24	WHEEL SUB ASSY., FR.	44650-K0F-D70	ZA	ZA	ZA			F-14-40	6
25	WHEEL SUB ASSY., RR.	42650-K0F-T60	ZA	ZA	ZA			F-19-40	9

## PARTS CATALOGUE NEWS

BOOKNo. : 13K0FN01

## Z125MA (Z125MAP).....FO

No.	MODEL		Z125MAP						
	COLOR		Pearl shining black	Pearl nebula red	Banana yellow	Applicable model		Applicable block No.	Ref. No.
	CODE		NH-B98P	R-376P	YR-354	Initial applicable model	Final applicable model		
	Name of colored parts	Basic part No.	NHB98	R376	YR354				
1	BADGE, L. PRODUCT	86202-K0F-T00	ZA	ZA	ZA			F-50	6
2	BADGE, R. PRODUCT	86201-K0F-T00	ZA	ZA	ZA			F-50	5
3	BODY COMP., FRAME	50100-K0F-J70	ZA	ZA	ZA			F-39	1
4	BRACKET, L. HEADLIGHT	61320-K0F-T00	ZE	ZE	ZE			F-43	6
5	BRACKET, R. HEADLIGHT	61310-K0F-T00	ZE	ZE	ZE			F-43	2
6	COVER COMP., R. FR. FORK	51650-K0F-D10	ZA	ZA	ZA			F-11	17
7	COVER SET, L. SIDE OUTER	64550-K0F-T60	ZD	ZB	ZA			F-24	2
8	CUSHION ASSY., RR.	52400-K0F-A61	-	-	ZA			F-33	1
9	CUSHION ASSY., RR.	52400-K0F-T61	ZA	-	-			F-33	1
10	CUSHION ASSY., RR.	52400-K0F-V61	-	ZA	-			F-33	1
11	FORK ASSY., L. FR.	51500-K0F-A61	-	-	ZA			F-11	14
12	FORK ASSY., L. FR.	51500-K0F-T61	ZA	-	-			F-11	14
13	FORK ASSY., L. FR.	51500-K0F-V61	-	ZA	-			F-11	14
14	FORK ASSY., R. FR.	51400-K0F-A71	-	-	ZA			F-11	4
15	FORK ASSY., R. FR.	51400-K0F-D71	ZA	-	-			F-11	4
16	FORK ASSY., R. FR.	51400-K0F-J71	-	ZA	-			F-11	4
17	MARK	86511-K0F-D10	ZA	ZA	ZA			F-50	7
18	MARK	86641-K0F-T60	ZD	ZB	ZA			F-50	8
19	SEAT COMP., SINGLE	77100-K0F-T61	ZA	ZA	ZA			F-23	2
20	STRIPE A, FUEL TANK	86171-K0F-T60	ZB	ZA	ZA			F-50	2
21	STRIPE B, FUEL TANK	86172-K0F-T60	ZB	ZA	ZA			F-50	4
22	SWINGARM SUB ASSY., RR.	52200-K0F-T00	ZE	ZE	ZE			F-32	9
23	TANK SET, FUEL	17520-K0F-T60	ZM	ZK	ZJ			F-21	5
24	WHEEL SUB ASSY., FR.	44650-K0F-D70	ZA	ZA	ZA			F-14-40	6
25	WHEEL SUB ASSY., RR.	42650-K0F-T60	ZA	ZA	ZA			F-19-40	9

## PARTS CATALOGUE NEWS

BOOKNo. : 13K0FN01

## Z125 MA (Z125MAP).....KO

No.	MODEL		Z125MAP					
	COLOR		Pearl shining black	Pearl nebula red	Applicable model		Applicable block No.	Ref. No.
	CODE		NH-B98P	R-376P	Initial applicable model	Final applicable model		
	Name of colored parts	Basic part No.	NHB98	R376				
1	BADGE, L. PRODUCT	86202-K0F-T00	ZA	ZA			F-50	6
2	BADGE, R. PRODUCT	86201-K0F-T00	ZA	ZA			F-50	5
3	BODY COMP., FRAME	50100-K0F-J70	ZA	ZA			F-39	1
4	BRACKET, L. HEADLIGHT	61320-K0F-T00	ZE	ZE			F-43	6
5	BRACKET, R. HEADLIGHT	61310-K0F-T00	ZE	ZE			F-43	2
6	COVER COMP., R. FR. FORK	51650-K0F-D10	ZA	ZA			F-11	17
7	COVER SET, L. SIDE OUTER	64550-K0F-T60	ZD	ZB			F-24	2
8	CUSHION ASSY., RR.	52400-K0F-T61	ZA	-			F-33	1
9	CUSHION ASSY., RR.	52400-K0F-V61	-	ZA			F-33	1
10	FORK ASSY., L. FR.	51500-K0F-T61	ZA	-			F-11	14
11	FORK ASSY., L. FR.	51500-K0F-V61	-	ZA			F-11	14
12	FORK ASSY., R. FR.	51400-K0F-D71	ZA	-			F-11	4
13	FORK ASSY., R. FR.	51400-K0F-J71	-	ZA			F-11	4
14	MARK	86511-K0F-D10	ZA	ZA			F-50	7
15	MARK	86641-K0F-T60	ZD	ZB			F-50	8
16	SEAT COMP., SINGLE	77100-K0F-T61	ZA	ZA			F-23	2
17	STRIPE A, FUEL TANK	86171-K0F-T60	ZB	ZA			F-50	2
18	STRIPE B, FUEL TANK	86172-K0F-T60	ZB	ZA			F-50	4
19	SWINGARM SUB ASSY., RR.	52200-K0F-T00	ZE	ZE			F-32	9
20	TANK SET, FUEL	17520-K0F-T60	ZM	ZK			F-21	5
21	WHEEL SUB ASSY., FR.	44650-K0F-D70	ZA	ZA			F-14-40	6
22	WHEEL SUB ASSY., RR.	42650-K0F-T60	ZA	ZA			F-19-40	9



## PARTS CATALOGUE NEWS

BOOKNo. : 13KOFN01

Block No.	Ref. No.	Part No.	Description	Reqd. QTY			Base Part No.	Parts catalogue code
				M	Z125 MA N	MA P		
E-4	6	14521-K26-G01	TENSIONER, LIFTER BODY.....	-	-	1	14521-K26-G00	2F0, 2K0, F0, K0
		14521-K26-G01	TENSIONER, LIFTER BODY.....	-	1	-	14521-K26-G00	NZ
	8	14550-K26-G01	ROD COMP., TENSIONER PUSH.....	-	-	1	14550-K26-G00	2F0, 2K0, F0, K0
		14550-K26-G01	ROD COMP., TENSIONER PUSH.....	-	1	-	14550-K26-G00	NZ
	13	90005-K1M-T00	BOLT, FLANGE, 6X12 (NSHF).....	-	-	1	90002-K1M-T00	2F0, 2K0, F0, K0
		90005-K1M-T00	BOLT, FLANGE, 6X12 (NSHF).....	-	1	-	90002-K1M-T00	NZ
E-6	18	91302-K0G-911	O-RING, 39. 8X2. 2 (ARAI).....	-	-	1	91302-PA9-003	2F0, 2K0, F0, K0
		91302-K0G-911	O-RING, 39. 8X2. 2 (ARAI).....	-	1	-	91302-PA9-003	NZ
F-7	1	35010-K0F-T61	KEY SET.....	-	-	1	35010-K0F-T60	2F0, 2K0, F0, K0
		35010-K0F-T61	KEY SET.....	-	1	-	35010-K0F-T60	NZ
F-14-40	7	44711-K0F-T03	TIRE, FR. (120/80-12 65J) (VEE).	-	-	1	44711-K0F-T02	2F0, 2K0, F0, K0
		44711-K0F-T03	TIRE, FR. (120/80-12 65J) (VEE).	-	1	-	44711-K0F-T02	NZ
F-19-40	11	42711-K0F-T03	TIRE, RR. (130/80-12 69J) (VEE).	-	-	1	42711-K0F-T02	2F0, 2K0, F0, K0
		42711-K0F-T03	TIRE, RR. (130/80-12 69J) (VEE).	-	1	-	42711-K0F-T02	NZ
F-21	12	17620-K0F-T03	CAP COMP., FUEL FILLER.....	-	-	1	17620-K0F-T02	2F0, 2K0, F0, K0
		17620-K0F-T03	CAP COMP., FUEL FILLER.....	-	1	-	17620-K0F-T02	NZ
F-24	5	77239-K0F-T02	KEY, SEAT LOCK (WAVE).....	-	-	1	77239-K0F-T01	2F0, 2K0, F0, K0
		77239-K0F-T02	KEY, SEAT LOCK (WAVE).....	-	1	-	77239-K0F-T01	NZ
F-27	3	18310-K0F-T61	MUFFLER COMP., EX.....	-	-	1	18310-K0F-J70	2F0, 2K0, F0, K0
		18310-K0F-T61	MUFFLER COMP., EX.....	-	1	-	18310-K0F-J70	NZ
	4	18320-K0F-T61	PIPE COMP., EX.....	-	1	-	18320-K0F-U70	NZ
F-39	3	50710-MGC-JB3	HOLDER ASSY., HELMET (HONDA LOCK)	-	-	1	50710-MGC-JB2	2F0, 2K0, F0, K0
		50710-MGC-JB3	HOLDER ASSY., HELMET (HONDA LOCK)	-	1	-	50710-MGC-JB2	NZ

PARTS CATALOGUE NEWS

BOOKNo. : 13KOFN01

Block No.	Ref. No.	Part No.	Description	Reqd. QTY			Base Part No.	Parts catalogue code
				M N	Z125 MA N	MA P		
F-49	1	87125-K0F-K00	PLATE, NAME.....	-	-	1	87125-GB0-900	2K0, K0



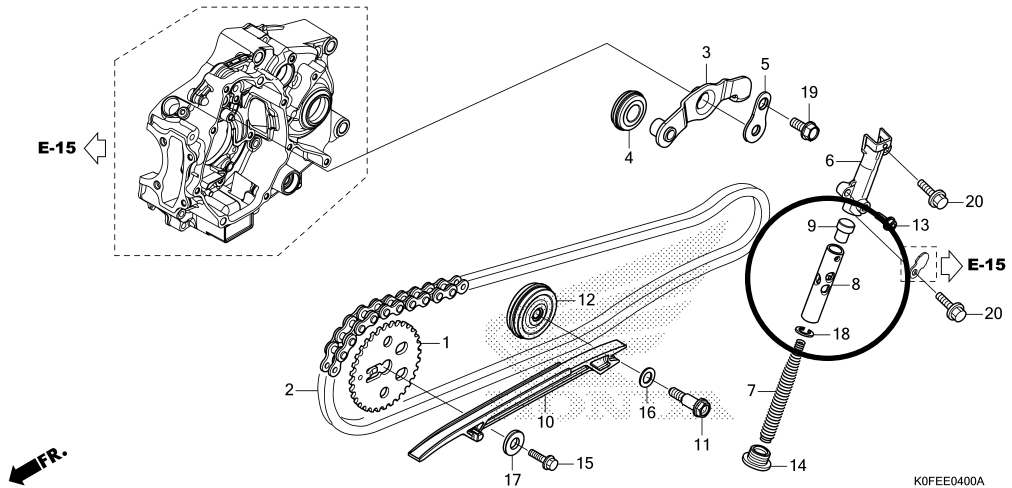
# PARTS CATALOGUE NEWS

CODE NO.	13K0FB1AJ (13K0FN01)
PARTS CATALOGUE NEWS	MONKEY (Z125M / Z125MA) Z125M N Z125MA N
NEWS NO.	010

## PARTS CATALOG - CORRECTED

Block No.	Ref. No.	Note	Part No.	Description	Reqd. QTY			Serial No.	Parts catalogue code
					M	Z125 N	MA N		

E-4 CAM CHAIN/TENSIONER \*ILUSTRASI - KOREKSI\*



NOTE A:PART NO. CHANGE D:NEWLY PROVIDED E:PART NO. DELETION K:REQUIRED NO. CORRECTION L:APPLICATION SERIAL NO. CORRECTION  
M:PART DESCRIPTION CORRECTION T:APPLICATION CORRECTION Z:REMARKS CHANGE



# PARTS CATALOGUE NEWS

## PARTS CATALOG - CORRECTED

CODE NO.	13K0FB1AJ (13K0FN01)
PARTS CATALOGUE NEWS	MONKEY (Z125M / Z125MA) Z125M N Z125MA N
NEWS NO.	011

Block No.	Ref. No.	Note	Part No.	Description	Reqd. QTY			Serial No.	Parts catalogue code
					M	Z125 MA N	MA P		
F-7	12	E	72148-K0F-D13	*PART NO. DELETION					
		A	72148-K0F-D14	TRANSMITTER ASSY., ALARM & ANSWER	-	1	-	-----	2ED, ED
F-38	18	E	38411-K0F-D13	*PART NO. DELETION					
		A	38411-K0F-D14	CONTROL UNIT, ALARM & ANSWER BACK	-	1	-	-----	2ED, ED

NOTE A:PART NO. CHANGE D:NEWLY PROVIDED E:PART NO. DELETION K:REQUIRED NO. CORRECTION L:APPLICATION SERIAL NO. CORRECTION  
M:PART DESCRIPTION CORRECTION T:APPLICATION CORRECTION Z:REMARKS CHANGE



# PARTS CATALOGUE NEWS

## PARTS CATALOG - CORRECTED

CODE NO.	13K0FB1AJ (13K0FN01)
PARTS CATALOGUE NEWS	MONKEY (Z125M / Z125MA) Z125M N Z125MA N
NEWS NO.	012

Block No.	Ref. No.	Note	Part No.	Description	Reqd. QTY			Serial No.	Parts catalogue code
					M	Z125 MA N	MA P		
E-4	6	L	14521-K26-G00	TENSIONER, LIFTER BODY.....	1	1	-	----- 6005014	2V, IN, V
					-	1	-	-----	2ED, 2F0, 2IN, 2K0, ED, F0, K0, U
	A	14521-K26-G01	.....	1	1	-	6005015 -----	2V, IN, V	
				-	1	-	-----	NZ	
-	-	1							
	13	L	90002-K1M-T00	BOLT, FLANGE SOCKET, 6X8.....	1	1	-	----- 6005014	2V, IN, V
					-	1	-	-----	2ED, 2F0, 2IN, 2K0, ED, F0, K0, U
	A	90005-K1M-T00	BOLT, FLANGE, 6X12(NSHF).....	1	1	-	6005015 -----	2V, IN, V	
				-	1	-	-----	NZ	
-	-	1							

NOTE A:PART NO. CHANGE D:NEWLY PROVIDED E:PART NO. DELETION K:REQUIRED NO. CORRECTION L:APPLICATION SERIAL NO. CORRECTION  
M:PART DESCRIPTION CORRECTION T:APPLICATION CORRECTION Z:REMARKS CHANGE

CATATAN :

**Struktur Parts Catalogue News**

21 Januari 2018

NO. KODE	13MKCJ01
PARTS CATALOGUE NEWS	GL1800 GL1800J GL1800DJ GL1800DAJ GL1800BJ GL1800BDJ
NEWS NO.	001

PARTS CATALOGUE - CORRECTED

- ① Parts Catalogue - Corrected = Parts Catalogue - Koreksi
- ② Nomor Kode Part Catalogue dan Nomor Part Catalogue News
- ③ Tanggal Part Catalogue News
- ④ Nomor Blok
- ⑤ Nomor referensi
  - Nomor referensi yang diberikan tanda kurung menunjukkan bahwa ia dilanjutkan dari halaman sebelumnya.

Block No.	Ref. No.	Note	Part No.	Description	Reqd. QTY				Serial No.	Parts catalogue code
					D	OK	B	BD		
E-1	2	E	12311-MKC-305	*PART NO. DELETION						

Block No.	Ref. No.	Part No.	Description	Reqd. QTY				Base Part No.	Parts catalogue code	
				M	MC	CB150	MC			
E-6	2	11393-KYA-000	GASKET, R. COVER.....	-	-	-	-	1 1	11393-KWK-900	IN
E-10	3	11395-KYA-000	GASKET, L. COVER.....	-	-	-	-	1 1	11395-KWK-900	IN
E-14	9	15459-K70-630	GASKET, OIL FILTER CAP.....	-	-	-	-	1 1	15459-KWK-900	IN
F-1	6	61300-K18-960ZB	CASE, HEADLIGHT *NIVASOIL* MAT GUNPOWDER BLACK METALLIC	-	-	-	-	1 1		IN

- ⑥ Catatan
  - A : PART NO.CHANGE = PERUBAHAN NO. PART
  - D : NEWLY PROVIDED = NO. PART BARU
  - E : PART NO.DELETION = NO. PART DIHAPUS
  - K : REQUIRED NO.CORRECTION = NO. KOREKSI YANG DIPERLUKAN
  - L : APPLICATION SERIAL NO.CORRECTION = PENGGUNAAN NO. SERI KOREKSI
  - M : PART DESCRIPTION CORRECTION = DESKRIPSI KOREKSI PART
  - T : APPLICATION CORRECTION = PENGGUNAAN KOREKSI
  - Z : REMARKS CHANGE = TANDA PERUBAHAN
- ⑦ Nomor part
- ⑧ Kode warna Honda
- ⑨ Deskripsi warna
- ⑩ Jumlah
- ⑪ Nomor seri
- ⑫ Kode part asal
- ⑬ Kode parts catalog
  - Jika kolom kode parts catalog kosong, berarti bahwa part berlaku untuk semua kode.

NOTE A:PART NO.CHANGE D:NEWLY PROVIDED E:PART NO.DELETION K:REQUIRED NO.CORRECTION L:APPLICATION SERIAL NO.CORRECTION  
M:PART DESCRIPTION CORRECTION T:APPLICATION CORRECTION Z:REMARKS CHANGE

⑥

# **PT Astra Honda Motor**

## **TECHNICAL SERVICE DIVISION**

Dipublikasikan oleh:  
Honda Motor Co., Ltd.

Dicetak di Indonesia  
ID.XXX.XXXX.XXXX.XX.23